




STAMTEC[®]
MECHANICAL PRESSES

Straight Side
High Speed
Double Crank Presses

HSD



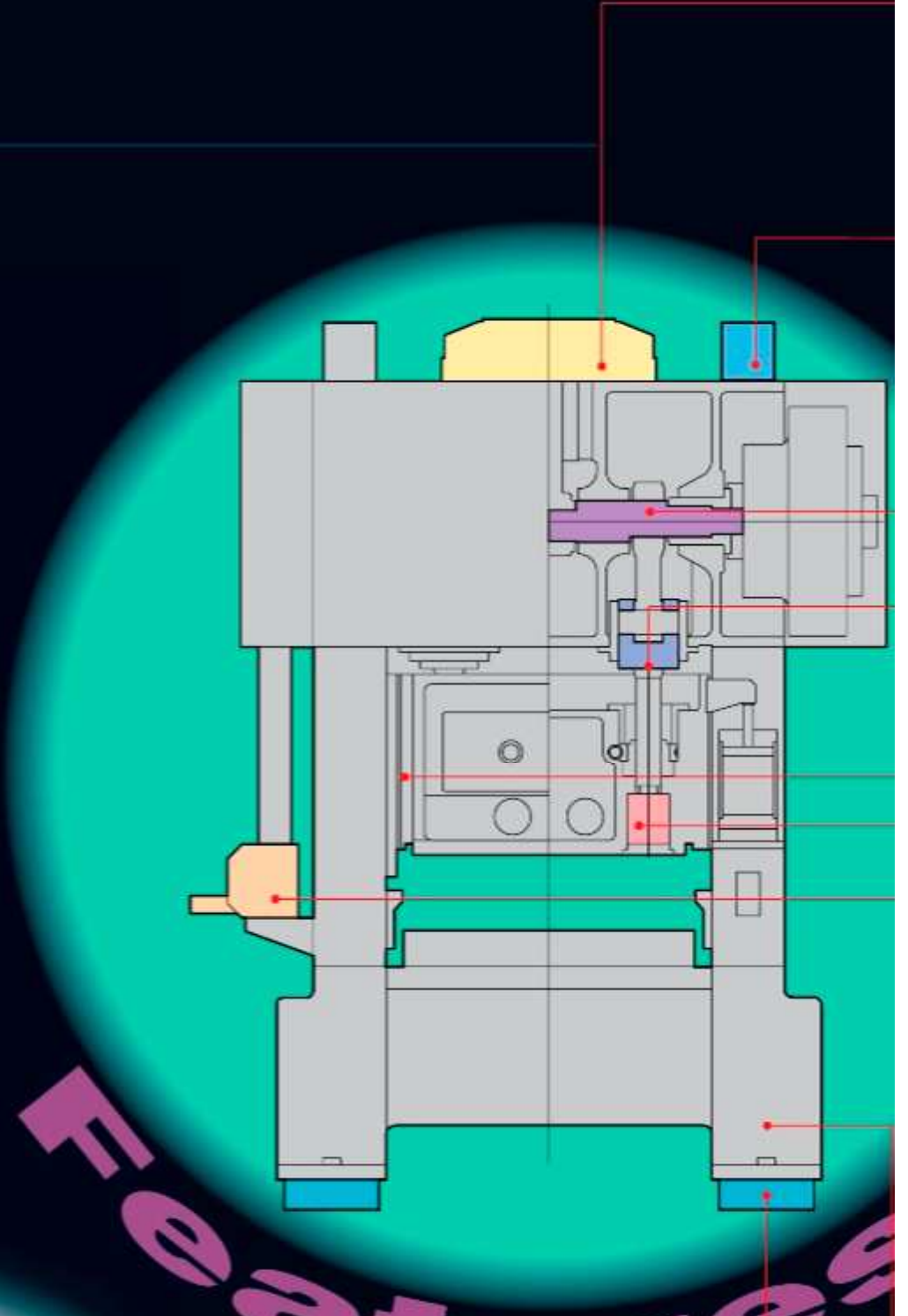
60. 80.125. 200. 300. ton

HSD Series

**Straight Side
HIGH SPEED DOUBLE CRANK**



K PRESSES



Features

- 為大幅降低沖床之振動，機身內完美動力平衡之機構，能確保長期使用下沖床及模具之壽命與精度。
- A standard feature of DYNAMIC BALANCING DEVICE is employed to counterbalance eccentric thrust generated from crankshaft rotation and slide movement. This may ensure better precision lamination and longer service life of high quality tools can therefore be secured because of substantial reduction of press frame vibration.

- 液壓式之卡模解脫裝置，於卡模時能迅速有效的排除，而提高沖床之稼動率。
- Hydraulic STICK RELEASE DEVICE is offered as standard system to solve the tool - jam (stick) problem within seconds.

- 精密合金鋼曲軸由四處銅襯支撐，連結兩組寬中心距連桿，極適宜大尺寸模具之沖壓，可承受較大之偏心負荷。
- A ground high quality alloy steel crankshaft has two wide con-rods closely supported by four main frame bronze bearings. The two con-rods allow the use of long tools with different operating stations and allow for off-center loading.



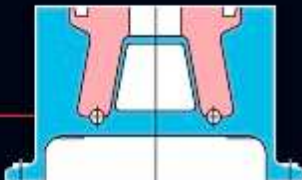
- 精心設計之導柱消除因頂座與滑塊不同熱變形所產生之導路間隙變化，並強化因曲軸旋轉產生之前後向負荷之抗力。
- The plunger guide design eliminates the change in guide clearances between the plunger and guide sleeve caused by the different expansion rates of the crown and slide in the horizontal plane. The proper connecting rod plunger clearance is maintained thus increasing resistance from front & to back loads created by the rotation of the eccentric shaft.

- 機身八面耐磨擦、高硬度之軸承鑲導板，配合滑塊導路位之滾筒軸承，能確保滑塊於高速上下往復運動之平穩、精確。
- High precision eight-way bearing guides, free from backlash with permanently incorporated roller circulating elements guide the slide accurately across the whole stroke.

- 液壓式滑塊調整固鎖裝置，於高速沖壓作業時，能有高精確之下死點穩定性，使模具壽命與製品精度之訴求得以實現。
- Hydraulic SLIDE ADJUSTMENT LOCKING DEVICE is employed as standard to eliminate clearances inside the slide adjustment drive system on a regular basis to guarantee the consistency of slide bottom dead center.



- 高精度、高速交換齒輪式送料機可提供各種不同之送距組合。
- High speed, high precision, change gear type, cam indexing roller feed is provided for a wide ranges of feed pitch.



- 高剛性、高強度鑄造之機身並經完全之應力消除，適合長期、高速、重負荷之精密沖壓作業。
- Fully stress-relieved cast iron frame under hydraulically pre-stressed the rod construction ensures high speed laminating precision and rigidity.



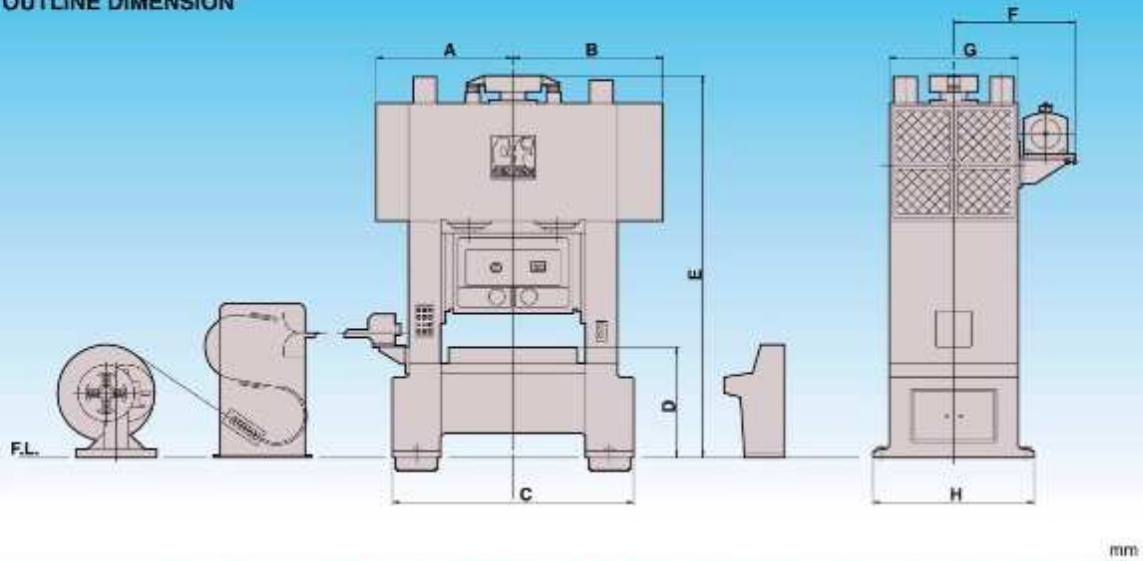
- 以特殊設計之合成材料，提供防震效率及機器安定性之最佳組合，使用壽命週期長並具有優異之防油特性。（特殊附屬品）
- A neoprene resilient cushion designed to provide the best combination of isolation effectiveness and machine stability. The cushions are designed and compounded to have a long effective life and to be resistant to oils and lubricants. (optional accessory)

規格 SPECIFICATIONS

規格內容 ITEM		型式 MODEL	HSD-60	HSD-80	HSD-125	HSD-200	HSD-300	
能力	Capacity	ton	60	80	125	200	300	
能力發生點	Rated Tonnage Point (Above B.D.C.)	mm	3.2	3.2	3.2	3.2	3.2	
行程長	Stroke Length	mm	30	30	30	30	30	
行程數	Strokes Per Minute	S.P.M.	200	200	200	150	100	
			550	550	500	350	300	
最大模高	Die Height (S. D. A. U.)	mm	340	360	380	400	420	
滑塊調整量	Slide Adjustment	mm	50	50	50	60	70	
台盤面積	Bolster Area (LR X FB)	mm	850 X 600	1100 X 700	1300 X 800	1800 X 900	2000 X 1000	
滑塊面積	Slide Area (LR X FB)	mm	790 X 450	1000 X 500	1200 X 600	1700 X 700	2000 X 900	
台身盤開口	Bed Opening (LR X FB)	mm	700 X 200	900 X 200	1100 X 210	1535 X 350	1500 X 350	
台身側面開口	Side Opening (LR X H)	mm	300 X 300	350 X 350	400 X 400	450 X 450	450 X 450	
主電動機	Main Motor	HP	VS 20	VS 30	VS 40	VS 50	VS 60	
供給氣壓	Air Pressure Required	kg/cm ²	5	5	5	5	5	
交換齒輪送料機 CAM INDEX FEEDER (CHANGE GEAR TYPE)								
型式	MODEL		FGC-150S	FGC-200S	FGC-300S	FGC-400S		
材料寬度	Width of Material	mm	150	200	300	400		
材料厚度	Thickness of Material	mm	0.1~1.6					
送料線高度	Feed Line Height	mm	60~120					
送料長度	Feed Length	mm	16.5 ~ 183					
主輪分割數	Cam Index Number		4					
S型雙頭料架矯直機 S-LOOP UNCOILER/LEVELLER								
型式	MODEL		DHS-200	DHS-300	DHS-400			
材料寬度	Width of Material	mm	200	300	400			
材料厚度	Thickness of Material	mm	0.3~0.8	0.3~0.8	0.3~0.8			
材料外徑	Outer Diameter of Coil	mm	1200	1200	1200			
材料內徑	Inner Diameter of Coil	mm	508 ± 20	508 ± 20	508 ± 20			
材料重量	Weight of Coil	kg	2000 X 2	2000 X 2	2000 X 2			
送料線速度	Feed Speed	m/min	15 ~ 60	15 ~ 60	15 ~ 60			
電動機	Main Motor	HP X P	2 X 4	3 X 4	5 X 4			
料卷擴張方式	Coil Expansion		液壓式 HYDRAULICALLY OPERATED					

標準附屬品：	STANDARD ACCESSORIES
<ol style="list-style-type: none"> 1. 動力平衡裝置 2. 3位數電子式預調計數器 3. 6位數電子式累積計數器 4. 小時計數器 5. 電子式順序控制器 6. 材料潤滑裝置 7. 液壓式滑塊鎖緊裝置 8. 氣動式滑塊調整裝置(附氣動扳手/300轉每分鐘) 9. 1/100mm刻度模高指示計 10. 主馬達正逆轉裝置 11. 誤送檢知插座(二個) 12. 三相交流V.S.馬達射控制箱 13. 自動強制給油潤滑系統附動力幫浦 14. 冷卻油機 15. 空氣源接頭 	<ol style="list-style-type: none"> 1. Dynamic balancing device 2. 3 digits electronic type preset counter 3. 6 digits electronic type total counter 4. Hour counter 5. Electronic rotary sequencer 6. Material lubrication device 7. Hydraulic slide adjustment locking device 8. Air-driven slide adjustment device with air wrench / HSD-300 by electric motor 9. 1/100 mm die height indicator 10. Main motor reversing device 11. Misfeed detector receptacle 12. 3-phase AC VS motor with speed controller 13. Automatically forced recirculating lubrication system with power unit. 14. Oil Cooler 15. Air source receptacle
特殊附屬品：	OPTIONAL ACCESSORIES
<ol style="list-style-type: none"> 1. 防震裝置 2. 舉模器 3. 夾模器 4. 移模臂 5. 飛輪剎車裝置 6. 直流變速馬達及控制箱 7. 隔音罩 8. 雙頭料架(附液壓式料卷擴張裝置) 9. 矯直機附S-loop 10. 交換齒輪式凸輪分割型送料機(附交換齒輪四個) 11. 噴風裝置 	<ol style="list-style-type: none"> 1. Anti-vibration device 2. Die lifter 3. Die clasper 4. Die arm 5. Flywheel brake 6. DC motor with speed controller 7. Sound-proof room 8. Double head uncoiler with hydraulic expansion device 9. Straightener with S-loop 10. Change-gear type cam index roll feed 11. Air ejector

外觀尺寸
OUTLINE DIMENSION



	A	B	C	D	E	F	G	H
HSD-60	1030	1150	1830	900	3050	1350	1000	1250
HSD-80	1180	1400	2140	950	3350	1350	1100	1350
HSD-125	1280	1530	2390	1012	3600	1400	1200	1500
HSD-200	2100	2050	3190	1370	4900	1550	1600	2000
HSD-300	1975	2075	3250	1550	5700	1620	2000	2500



沖壓機械專業製造廠

金豐機器工業股份有限公司

CHIN FONG MACHINE INDUSTRIAL CO., LTD.

HEAD OFFICE & FACTORY:

總公司：台灣省新北市彭厝路111號
111 Chang Lu Road, Chang Hwa, Taiwan
TEL: +886-4-752-4131
FAX: +886-4-761-1920, 761-2814
http://www.chinfong.com.tw
E-mail: sales@chinfong.com.tw
北區營業所 **TAIPEI OFFICE**
TEL: +886-3-435-5058
FAX: +886-3-463-9648
南區營業所 **KAOSIUNG OFFICE**
TEL: +886-7-238-5689-00
FAX: +886-7-238-5691

金豐(中國)機械工業有限公司

CHIN FONG (CHINA) MACHINE INDUSTRIAL CO., LTD.

寧波市鎮海經濟開發區五里渡合豐路3號
(Wu Li Pai) 3 Chin Fong Road, Zhenhai Economic Development Zone, Ningbo, China
TEL: +86-574-8630-1222
FAX: +86-574-8630-3709
http://www.chinfong.com.cn

U.S.A.: STAMTEC INC.

4180 Hillsboro Highway Manchester, TN 37355, U.S.A.
TEL: +1-931-393-5050
FAX: +1-931-393-5060
http://www.stamtec.com

OVERSEAS BRANCHES

THAILAND: CHIN FONG (THAILAND) CO., LTD.
TEL: +86-2-919-8820~2 FAX: +86-2-919-8823
INDONESIA: PT. CHIN FONG INDONESIA
TEL: +62-21-450-7422 FAX: +62-21-458-44197
MALAYSIA: CHIN FONG MACHINE (M) SDN BHD
TEL: +60-3-3290-6827~9 FAX: +60-3-3290-6830

服務·創新·回饋