


## INDUSTRIAL WIRE CLOTH



MADE IN  
USA



## MIDWESTERN INDUSTRIES, INC.

### Headquarters

915 Oberlin Rd. SW  
P.O. Box 810  
Massillon, OH 44648  
Tel: 330-837-4203

### Southern Facility

7560 Industrial Highway  
P.O. Box 10157  
Macon, GA 31297  
Tel: 478-781-8725

**WWW.MIDWESTERNIND.COM**  
**TOLL FREE: 877-4-SIZING (877-474-9464)**

TOLL FREE  
**877-4-SIZING**

(877-474-9464)

[WWW.MIDWESTERNIND.COM](http://WWW.MIDWESTERNIND.COM)



## ***PRODUCTS & SOLUTIONS***

***SERVICING YOUR SCREENING NEEDS SINCE 1953***

WHEN YOU OWN MIDWESTERN EQUIPMENT, YOU CAN COUNT ON PROMPT AND RELIABLE SERVICE. TECHNICIANS ARE AVAILABLE, AND OUR LOCATIONS MAINTAIN SUPPLIES OF CRITICAL REPLACEMENT PARTS THAT CAN BE SHIPPED FOR FAST DELIVERY. CALL TOLL FREE FOR ASSISTANCE.

## MASSILLON, OHIO



## MACON, GEORGIA



Midwestern has been a leader in the screening industry for over 55 years. With a strong commitment to quality and service, as well as a staff of dedicated, knowledgeable employees, Midwestern Industries continues to forge ahead with innovative screening solutions. As a designer and manufacturer of screening and sizing equipment, circular and rectangular vibrating machines, as well as replacement screens and parts, we believe in servicing all your screening needs.

Through the years, Midwestern Industries has become known in the screening industry as "The Sizing People." As a result of working with hundreds of processing industries, we have become proficient in developing screening equipment and products for handling coarse, fine, wet and dry materials.

As technology advances, Midwestern Industries continues to invest in the future. With product enhancements and equipment upgrades, our goal is to meet – and exceed all of our customer's expectations.

Midwestern Industries – Proud of our people, proud of our products.



American Owned,  
American Made



Midwestern Industries has a long-standing tradition of servicing the screening industry through innovative and customized screening solutions. Evaluating our customer's needs then applying the appropriate application has been the recipe for success since founder (the late) Vern Riesbeck started the company in 1953.

Mr. Riesbeck, an electrician, formed the company by supplying the aggregate industry with one product – screen heating transformers – an electrical transformer that applies a low-voltage current to screens to eliminate blinding from wet or damp materials. Midwestern Industries continues to solve blinding by heating as

well as developing many other innovations widely used in a variety of screening applications. Today, Midwestern Industries designs and manufactures an array of products from round and rectangular screening equipment to replacement screens and parts.

Following his passing in 1995, Mr. Riesbeck's corporate succession plan allowed Midwestern Industries to continue as 100 percent employee owned. With a strong commitment of quality and service, as well as a staff of dedicated, knowledgeable employees, Midwestern Industries will continue to fulfill Mr. Riesbeck's dream of being a leader in the screening industry.

# HOW TO ORDER

## Aggregate Screens and Industrial Wire Cloth

In order to eliminate costly errors and delays, include the following information when ordering.

1. **QUANTITY:** Number of pieces or rolls.
2. **WIDTH:** Expressed in inches or fractions thereof.
3. **LENGTH:** Specify rolls or cut lengths in footage and/or inches.
4. **OPENING OR MESH:**
  - A. Opening - Specify fractional or decimal space required.
  - B. Mesh - Specify number of openings, counting from center of any wire to a point one inch distant.
5. **WIRE SIZE:** Expressed in decimals of an inch or Ind. Wire Gauge Number, or mm.
6. **TYPE OF MATERIAL:** Specify type of wire cloth: H/C, O/T or S/S.
7. **PREFORMED SCREENS FOR MOUNTING IN VIBRATING OR SIZING MACHINES.**

In addition to the above, the following information is required if the screen is preformed for mounting in machines:

  - A. **Machine Type** - Specify make of machine, serial number, model number and size.
  - B. **Type Hooks** - Specify type of hooked edges and also metal composition in reinforced.
  - C. **Finished Dimensions** - Specify dimensions from outside of one hook to the outside of opposite hook. Also overall length.


### SUGGESTIONS FOR ORDERING FORMED EDGES AND HOOK TYPES

Specify type of hook, plain or reinforced (page 8). Give accurate outside dimension. Measure from outside of one hook to outside of opposite hook as illustrated on page 7.

Proper installation requires that vibrating screen sections must be kept under proper tension. When installing a new screen, make sure that nose of tension bar is set properly in hook. After machine has operated for a short period of time retighten cloth.


# SELECTION OF PROPER SCREEN

**Figure 1**



**1/4" Opening  
3 x 3 Mesh  
.080" Dia. Wire**

**Figure 2**




**1/4" Opening  
2-1/2 x 2-1/2 Mesh  
.148" Dia. Wire**

Selection of wire cloth with the proper screening capacity cannot be over stressed. Screens may have the same opening (space between parallel wires) but also have different meshes and wire sizes. In the illustrations above, Figure 1 has 57.4% open area and Figure 2 has 39.4% open area.


Screens of the same mesh count may have different size openings and wire sizes. As illustrated below, please note how the wire size is the determining factor of the clear opening. When ordering wire cloth by mesh count, be sure to specify wire size or decimal opening required.

**Figure 3**



**2 x 2 Mesh  
3/8" Opening  
.120" Dia. Wire**

**Figure 4**



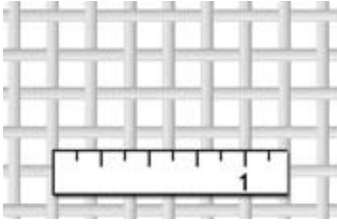
**2 x 2 Mesh  
5/16" Opening  
.177" Dia. Wire**

# DEFINITION OF MESH AND SPACE

## Mesh

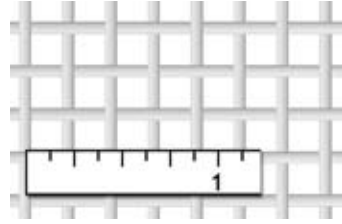
“Mesh” designates the number of openings and fractional parts of an opening per lineal inch. To determine the mesh, count the number of openings from the center of any one wire to the center of a parallel wire, one-inch in distance. When the point is an inch distant from the center of the wire falls between wires, the mesh count is expressed in fractions. When two parallel wires are on centers of  $5/8$ ”,  $3/4$ ”, etc., they can be expressed as  $5/8$ ”,  $3/4$ ” mesh, etc.

Figure 1



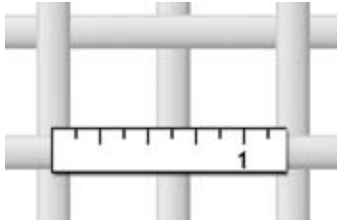
5 x 5 Mesh .063” Dia.

Figure 2



4-1/2 x 4-1/2 Mesh .063” Dia.

Figure 3

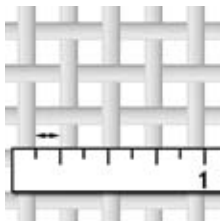


5/8” Mesh .177” Dia.

## Space

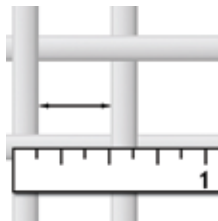
“Space” is the actual “clear opening” or space between inside edges of two parallel wires. It should be carefully differentiated from the term “Mesh”, see above.

Figure 4



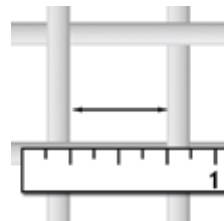
1/8” Space  
.092” Dia.

Figure 5



3/8” Space  
.135” Dia.

Figure 6



1/2” Space  
.120” Dia.

# WEAVES



## Double Weave (Plain Weave)

This weave is used for general screening operations in small and intermediate size openings from 5/8" and smaller.

## Intermediate Crimp (Intercrimp Weave)

### Intermediate Weave

This weave provides efficient screening where the openings are large in relation to the wire size.








## Flat Top Weave

Crimps are all on underside of screen. Provides a smooth, flat surface on top. Designed for longer wear life. This weave offers less resistance to the flow of material, thereby providing more wearing surface. This weave is utilized generally for openings of 3/4" and larger.

## Scalping Weave

Deep crimps lock wires in place. Recommended for heavy-duty screening. This weave creates a choking action to prevent carry over of material and is used on heavy load applications.



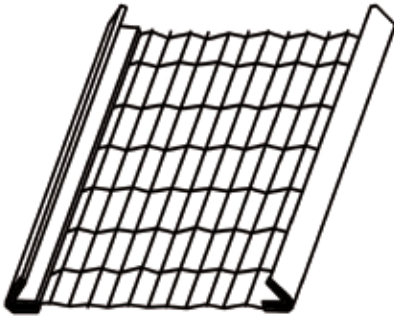
# SLOTTED OPENINGS

The use of slotted opening screens provides maximum open area and tends to prevent blinding or clogging of material. (Damp or sticky material does not build up on the longer openings.) The smaller dimension controls the sizing of material.

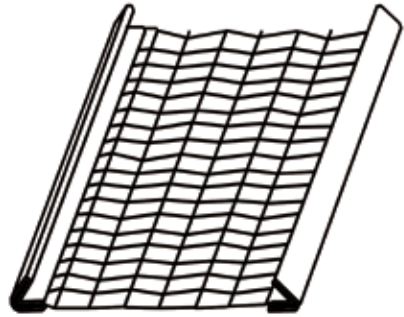
Experience is the determining factor for combining wire diameter, size of opening and type of slot. The particular application and length of slot may determine the number of shoot wires.

We would suggest experimenting with a small trial order before ordering a large quantity.

## Slot Direction



“Slots SP”



“Slots RA”

If screens have slotted openings, direction of the slot should be specified in relation to the hook strips (see illustration above). Slots “RA” indicate slots right angle to hook strips. Slots “SP” indicate slots parallel to hook strips.



Single Shoot

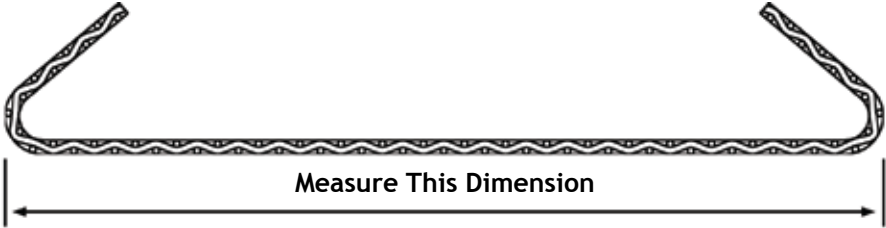


Triple Shoot

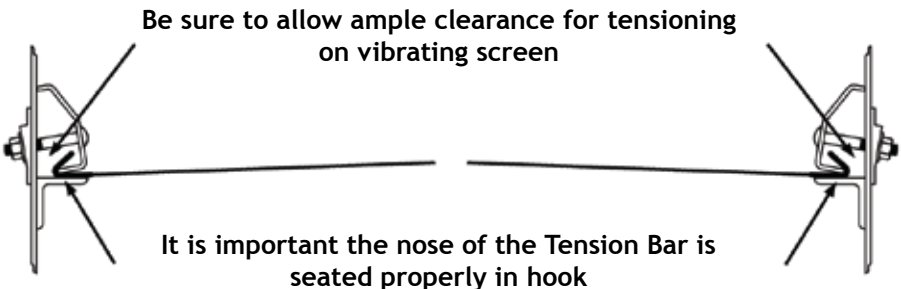
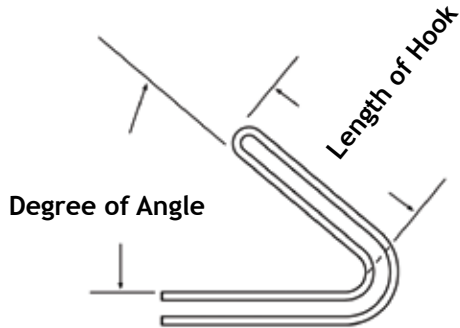
Please consult with a Midwestern Industries' screening professional for a wide selection of opening and slot length combinations available.

# SUGGESTIONS FOR ORDERING FORMED EDGES AND HOOK TYPES

1. Specify type of hook, plain or reinforced. (See next page.)
2. Give accurate outside dimension. Measure from outside of one hook to outside of opposite hook as illustrated below.

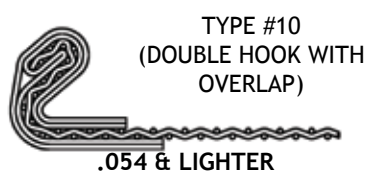

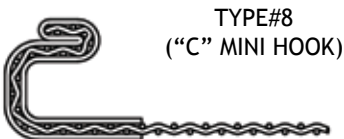
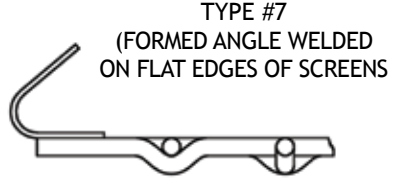
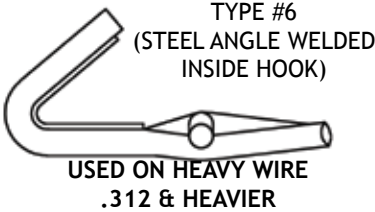
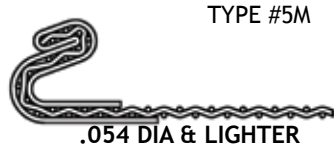

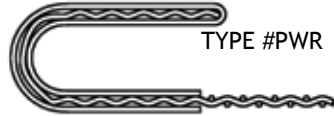
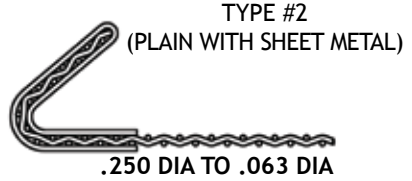
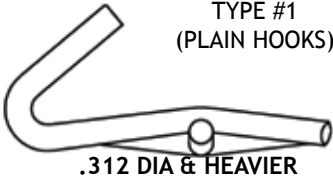


3. Specify angle and length of hook as shown in drawing



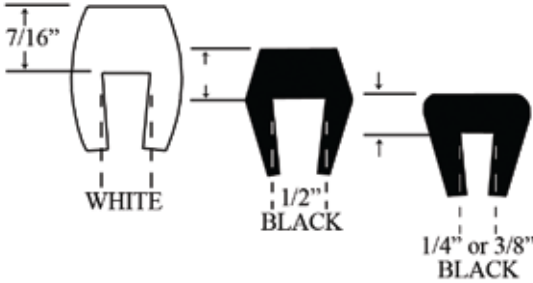
Proper installation requires that vibrating screen sections must be kept under proper tension. When installing a new screen, make sure the nose of tension bar is seated properly in hook. After the machine has operated for a short period of time, retighten cloth.

# TENSION HOOK TYPES



**Note:** For hook types not shown above, consult sales department. Almost any type of hook can be supplied.

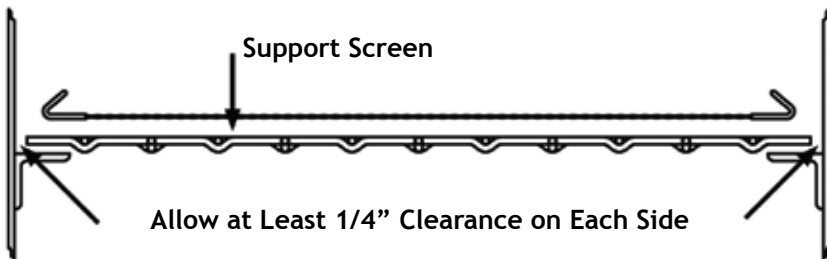
# CROWN BAR RUBBER



Midwestern's full range of products includes three types of crown-bar rubber, in-stock, ready for immediate shipment or emergency pick-up. All Midwestern crown-bar rubber is non-conductive and compatible with any brand of electrical screen heating.

Crown-bar rubber slips over the longitudinal crown bars on the vibrating screen and prevents the screen cloth from wearing against the crown bars. A large number of screen-cloth failures are caused by the absence of crown-bar rubber to support the screen.

# SUPPORT SCREENS



Support Screens (sometimes referred to as Backing Screens) are used underneath small opening screen cloth to prevent sagging and subsequent splitting. These screens are constructed with a FLAT TOP weave to provide a smooth supporting surface.

As illustrated in the drawing, allow ample clearance between the vibrator box and screen when ordering.

# PERCENT OF OPEN AREA

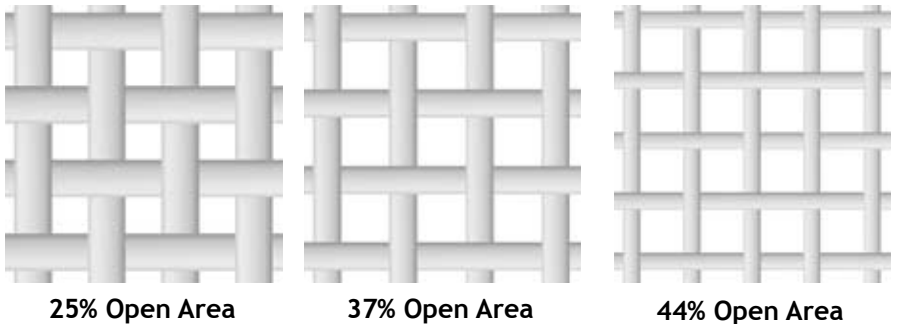
A definitive relationship exists between open area, rapidity of screening and the life of the screen. A larger diameter wire will increase the life of the screen. It will also cut down on the open area and give you slower screening. In a fast moving industry, this may be false economy.

A small diameter wire will give you greater open area, greater tonnage; but, shorter screen life.

Between these two poles stands a medium diameter wire. You may find its shorter life will be compensated for by the greater tonnage that will pass.

Nothing lasts forever, and our screens are no exception. For your satisfaction and our reputation, we suggest that on balance it is most economical to use a medium diameter wire that will give you proportionately a large open area. However, for greater tonnage or rapid screening, a lighter wire should be used. Screen life is thereby sacrificed for the more important consideration of tonnage.

The drawings below illustrate the relationship between open area, wire gauge, speed of screening, length, and the working life of the screen. All three screens have the same opening (space between edges of wire), but the percentage of open area relative to the total area varies from one to the other.

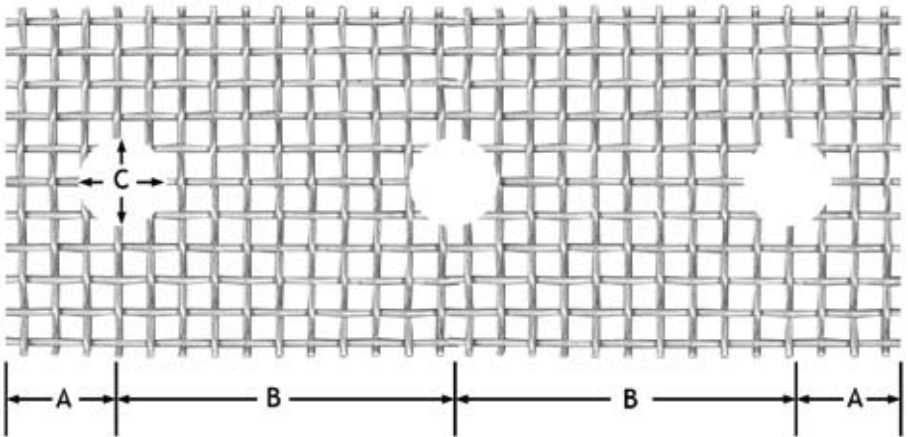


# PUNCHING FOR CENTER “HOLD DOWN” BARS

Some makes of screening machines require special punching for center hold down bars. Punching can be done with greater accuracy on our specially designed punching machinery.

When ordering cloth for these machines, specify the dimensions as illustrated below.

- A. Dimension from each end of screen to center of first hole.
- B. Center to center measurement between remaining holes.
- C. Diameter of hole.



## WIRE GAUGE



Wire cloth is woven with wires of various diameters or thicknesses. These measurements are expressed in gauge numbers, inches or millimeters. All specifications listed in this catalog are Ind. W.C. Standard.

As illustrated above, Micrometer is used to determine diameter of wire. When you are in doubt about wire size or gauge, the safest and surest procedure is to submit a sample of the wire cloth desired and indicate its ultimate use.

# SQUARE MESH WIRE CLOTH

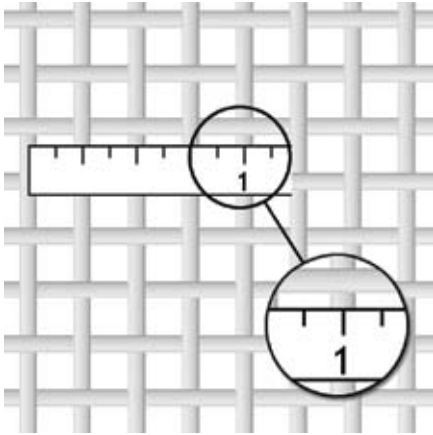


Figure 1

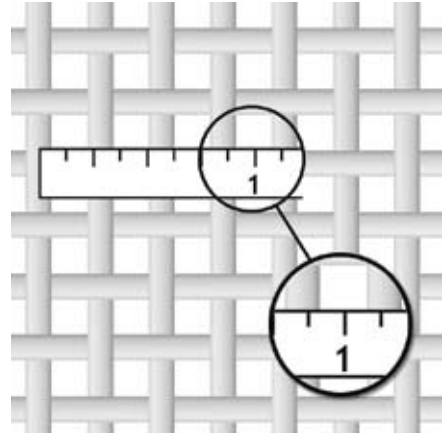


Figure 2

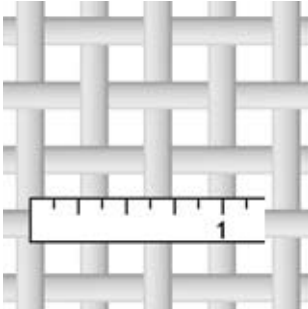
## Definition of Mesh

Mesh designates the number of openings and fractional parts of an opening, per lineal inch. To determine the mesh, count the number of openings from the center of any one wire to the center of a parallel wire, one inch in distance. Figure 1 illustrates a four mesh. When the point an inch distant from the center of a wire falls between wires, the mesh count is expressed in fractions. Figure 2 illustrates a 3-1/2 mesh count. (3-1/2 openings from center of any wire to a point one inch in distance.) When two parallel wires are on centers of 5/8", 3/4", etc., they can be expressed as 5/8" mesh, 3/4" mesh, etc.

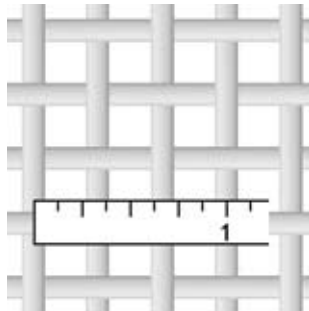


# MESH-DIAMETER-OPEN AREA

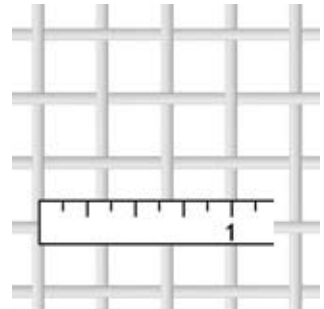
All the illustrations on this page are 3 Mesh wire cloth, that is, 3 openings to the inch; however, each is made from a different size wire. The actual opening is different in each case, as is the percent of open area. Remember, the larger the wire, the longer the life of the screen. But the opening is smaller and the screening is slower. Conversely the smaller the wire, the shorter the life of the screen. But the opening is larger and the screening is faster.



**3 Mesh; .148" Wire  
30.8% Open Area**




**3 Mesh; .120" Wire  
40.8% Open Area**




**3 Mesh; .063" Wire  
65% Open Area**


# MESH-DIAMETER-OPEN AREA



**4 Mesh; .080" Wire  
46.2% Open Area**



**5 Mesh; .080" Wire  
36% Open Area**



**7 Mesh; .080" Wire  
19.5% Open Area**

# SQUARE MESH WIRE CLOTH

\*Reference List

## Grade Types:

MG - Market Grade | ML - Mill Grade | TBC - Tensil Bolting Cloth

Mesh per lineal inch	Grade Type	Industrial Wire Cloth Std. Gauge No.	Diameter of Wires		Width of Opening		Weight, Pounds per 100 Sq.Ft., Steel	Open Area
			Inches	Millimeters	Inches	Millimeters		
<b>1"</b> <b>SQUARE MESH</b> Center to Center of Wires		0	0.331	8.41	0.669	16.99	738.7	44.8%
		0	0.307	7.80	0.693	17.60	631.2	48.0%
		1	0.283	7.19	0.717	18.21	532.8	51.4%
		2	0.263	6.68	0.737	18.72	457.9	54.3%
		3	0.250	6.35	0.750	19.05	412.4	56.3%
		4	0.225	5.72	0.775	19.68	332.1	60.1%
		5	0.207	5.26	0.793	20.14	280.1	62.9%
		6	0.192	4.88	0.808	20.52	240.3	65.3%
		7	0.177	4.50	0.823	20.90	203.7	67.7%
		8	0.162	4.11	0.838	21.29	170.2	70.2%
		9	0.148	3.76	0.852	21.64	141.7	72.6%
		10	0.135	3.43	0.865	21.97	117.7	74.8%
		11	0.120	3.05	0.880	22.35	92.8	77.4%
		12	0.105	2.67	0.895	22.73	71.0	80.1%
		13	0.092	2.34	0.908	23.06	54.4	82.4%
		14	0.080	2.03	0.920	23.37	41.1	84.6%
		15	0.072	1.83	0.928	23.57	33.3	86.1%
	16	0.063	1.60	0.937	23.80	25.5	87.8%	
<b>3/4"</b> <b>SQUARE MESH</b> Center to Center of Wires		0	0.307	7.80	0.443	11.25	805.4	34.9%
		1	0.283	7.19	0.467	11.86	730.3	38.8%
		2	0.263	6.68	0.487	12.37	625.6	42.1%
		3	0.250	6.35	0.500	12.70	562.3	44.4%
		4	0.225	5.72	0.525	13.34	451.0	49.0%
		5	0.207	5.26	0.543	13.79	379.4	52.4%
		6	0.192	4.88	0.558	14.17	324.8	55.3%
		7	0.177	4.50	0.573	14.55	274.7	58.3%
		8	0.162	4.11	0.588	14.94	229.2	61.4%
		9	0.148	3.76	0.602	15.29	190.5	64.4%
		10	0.135	3.43	0.615	15.62	158.1	67.2%
		11	0.120	3.05	0.630	16.00	124.4	70.5%
		12	0.105	2.67	0.645	16.38	95.0	73.9%
		13	0.092	2.34	0.658	16.71	72.8	76.9%
		14	0.080	2.03	0.670	17.02	54.9	79.8%
		15	0.072	1.83	0.678	17.22	44.5	81.7%
		16	0.063	1.60	0.687	17.45	34.0	83.9%
	17	0.054	1.37	0.696	17.68	24.9	86.1%	

# SQUARE MESH WIRE CLOTH

\*Reference List

Mesh per lineal inch	Grade Type	Industrial Wire Cloth Std. Gauge No.	Diameter of Wires		Width of Opening		Weight, Pounds per 100 Sq.Ft., Steel	Open Area	
			Inches	Millimeters	Inches	Millimeters			
<b>5/8"</b> <b>SQUARE MESH</b> Center to Center of Wires		1	0.283	7.19	0.342	8.69	900.4	30.0%	
		2	0.263	6.68	0.362	9.19	768.6	33.5%	
		3	0.250	6.35	0.375	9.53	689.4	36.0%	
		4	0.225	5.72	0.400	10.16	551.0	41.0%	
		5	0.207	5.26	0.418	10.62	462.4	44.7%	
		6	0.192	4.88	0.433	11.00	395.0	48.0%	
		7	0.177	4.50	0.448	11.38	333.5	51.4%	
		8	0.162	4.11	0.463	11.76	277.7	54.9%	
		9	0.148	3.76	0.477	12.12	230.5	58.3%	
		10	0.135	3.43	0.490	12.45	191.0	61.5%	
		11	0.120	3.05	0.505	12.83	150.2	65.3%	
		12	0.105	2.67	0.520	13.21	114.5	69.2%	
		13	0.092	2.34	0.533	13.54	87.9	72.7%	
		14	0.080	2.03	0.545	13.84	66.1	76.0%	
		15	0.072	1.83	0.553	14.05	53.5	78.3%	
		16	0.063	1.60	0.562	14.27	40.9	80.9%	
		17	0.054	1.37	0.571	14.50	30.0	83.5%	
		18	0.047	1.19	0.578	14.68	22.7	85.5%	
<b>2</b> <b>SQUARE MESH</b>		3	0.250	6.35	0.250	6.35	894.6	25.0%	
		4	0.225	5.72	0.275	6.99	710.6	30.3%	
		5	0.207	5.26	0.293	7.44	593.8	34.3%	
		6	0.192	4.88	0.308	7.82	505.5	37.9%	
		7	0.177	4.50	0.323	8.20	425.4	41.7%	
		8	0.162	4.11	0.338	8.59	353.3	45.7%	
		9	0.148	3.76	0.352	8.94	292.4	49.6%	
		10	0.135	3.43	0.365	9.27	241.7	53.3%	
		11	0.120	3.05	0.380	9.65	189.6	57.8%	
		12	0.105	2.67	0.395	10.03	144.2	62.4%	
		13	0.092	2.34	0.408	10.36	110.2	66.6%	
		14	0.080	2.03	0.420	10.67	83.0	70.6%	
		15	0.072	1.83	0.428	10.87	67.1	73.3%	
		16	0.063	1.60	0.437	11.10	51.2	76.4%	
		17	0.054	1.37	0.446	11.33	37.6	79.6%	
		18	0.047	1.19	0.453	11.51	28.4	82.1%	
		19	0.041	1.04	0.459	11.66	21.6	84.3%	
		20	0.035	0.89	0.465	11.81	15.7	86.5%	
	<b>2 1/4</b> <b>SQUARE MESH</b> Continued on next page		4	0.225	5.72	0.219	5.56	817.1	24.3%
			5	0.207	5.26	0.237	6.02	680.9	28.4%
		6	0.192	4.88	0.252	6.40	578.4	32.2%	
		7	0.177	4.50	0.267	6.78	485.7	36.1%	
		8	0.162	4.11	0.282	7.16	402.3	40.3%	
		9	0.148	3.76	0.296	7.52	332.5	44.4%	
		10	0.135	3.43	0.309	7.85	274.3	48.3%	
		11	0.120	3.05	0.324	8.23	214.8	53.1%	

# SQUARE MESH WIRE CLOTH

\*Reference List

Mesh per lineal inch	Grade Type	Industrial Wire Cloth Std. Gauge No.	Diameter of Wires		Width of Opening		Weight, Pounds per 100 Sq.Ft., Steel	Open Area
			Inches	Millimeters	Inches	Millimeters		
2 1/4  SQUARE MESH		12	0.105	2.67	0.339	8.61	163.2	58.2%
		13	0.092	2.34	0.352	8.94	124.5	62.7%
		14	0.080	2.03	0.364	9.25	93.7	67.1%
		15	0.072	1.83	0.372	9.45	75.7	70.1%
		16	0.063	1.60	0.381	9.68	57.8	73.5%
		17	0.054	1.37	0.390	9.91	42.3	77.0%
		18	0.047	1.19	0.397	10.08	32.0	79.8%
		19	0.041	1.04	0.403	10.24	24.3	82.2%
		20	0.035	0.89	0.409	10.39	17.7	84.7%
	2 1/2  SQUARE MESH		4	0.225	5.72	0.175	4.45	929.3
		5	0.207	5.26	0.193	4.90	772.2	23.3%
		6	0.192	4.88	0.208	5.28	654.4	27.0%
		7	0.177	4.50	0.223	5.66	548.2	31.1%
		8	0.162	4.11	0.238	6.05	453.1	35.4%
		9	0.148	3.76	0.252	6.40	373.7	39.7%
		10	0.135	3.43	0.265	6.73	307.8	43.9%
		11	0.120	3.05	0.280	7.11	240.6	49.0%
		12	0.105	2.67	0.295	7.49	182.4	54.4%
		13	0.092	2.34	0.308	7.82	139.0	59.3%
		14	0.080	2.03	0.320	8.13	104.4	64.0%
		15	0.072	1.83	0.328	8.33	84.3	67.2%
		16	0.063	1.60	0.337	8.56	64.3	71.0%
		17	0.054	1.37	0.346	8.79	47.1	74.8%
	18	0.047	1.19	0.353	8.97	35.6	77.9%	
	19	0.041	1.04	0.359	9.12	27.0	80.6%	
	20	0.035	0.89	0.365	9.27	19.7	83.3%	
2 3/4  SQUARE MESH		7	0.177	4.50	0.187	4.75	613.4	26.4%
		8	0.162	4.11	0.202	5.13	505.8	30.9%
		9	0.148	3.76	0.216	5.49	416.3	35.3%
		10	0.135	3.43	0.229	5.82	342.2	39.7%
		11	0.120	3.05	0.244	6.20	267.0	45.0%
		12	0.105	2.67	0.259	6.58	202.0	50.7%
		13	0.092	2.34	0.272	6.91	153.7	56.0%
		14	0.080	2.03	0.284	7.21	115.3	61.0%
		15	0.072	1.83	0.292	7.42	93.0	64.5%
		16	0.063	1.60	0.301	7.65	70.9	68.5%
		17	0.054	1.37	0.310	7.87	51.9	72.7%
		18	0.047	1.19	0.317	8.05	39.2	76.0%
		19	0.041	1.04	0.323	8.20	29.8	78.9%
		20	0.035	0.89	0.329	8.36	21.7	81.9%

# SQUARE MESH WIRE CLOTH

\*Reference List

Mesh per lineal inch	Grade Type	Industrial Wire Cloth Std. Gauge No.	Diameter of Wires		Width of Opening		Weight, Pounds per 100 Sq.Ft., Steel	Open Area	
			Inches	Millimeters	Inches	Millimeters			
<b>3</b> <b>SQUARE MESH</b>		8	0.162	4.11	0.171	4.34	560.4	26.3%	
		9	0.148	3.76	0.185	4.70	460.2	30.8%	
		10	0.135	3.43	0.198	5.03	377.6	35.3%	
		11	0.120	3.05	0.213	5.41	293.9	40.8%	
		12	0.105	2.67	0.228	5.79	222.0	46.8%	
		13	0.092	2.34	0.241	6.12	168.7	52.3%	
		14	0.080	2.03	0.253	6.43	126.4	57.6%	
		15	0.072	1.83	0.261	6.63	101.9	61.3%	
		16	0.063	1.60	0.270	6.86	77.6	65.6%	
		17	MG	0.054	1.37	0.279	7.09	56.7	70.1%
		18		0.047	1.19	0.286	7.26	42.8	73.6%
		19	ML	0.041	1.04	0.292	7.42	32.5	76.7%
		20	0.035	0.89	0.298	7.57	23.7	79.9%	
		21	0.032	0.81	0.301	7.65	19.7	81.5%	
<b>3 1/4</b> <b>SQUARE MESH</b>		9	0.148	3.76	0.160	4.06	505.6	27.0%	
		10	0.135	3.43	0.173	4.39	414.0	31.6%	
		11	0.120	3.05	0.188	4.78	321.6	37.3%	
		12	0.105	2.67	0.203	5.16	242.4	43.5%	
		13	0.092	2.34	0.216	5.49	183.8	49.3%	
		14	0.080	2.03	0.228	5.79	137.6	54.9%	
		15	0.072	1.83	0.236	5.99	110.8	58.8%	
		16	0.063	1.60	0.245	6.22	84.3	63.4%	
		17	0.054	1.37	0.254	6.45	61.6	68.1%	
		18	0.047	1.19	0.261	6.63	46.5	72.0%	
		19	0.041	1.04	0.267	6.78	35.3	75.3%	
		20	0.035	0.89	0.273	6.93	25.6	78.7%	
21	0.032	0.81	0.276	7.01	21.4	80.5%			
<b>3 1/2</b> <b>SQUARE MESH</b>		9	0.148	3.76	0.138	3.51	525.0	23.3%	
		10	0.135	3.43	0.151	3.84	429.0	27.9%	
		11	0.120	3.05	0.166	4.22	349.9	33.8%	
		12	0.105	2.67	0.181	4.60	263.2	40.1%	
		13	0.092	2.34	0.194	4.93	199.3	46.1%	
		14	0.080	2.03	0.206	5.23	148.9	52.0%	
		15	0.072	1.83	0.214	5.44	119.8	56.1%	
		16	0.063	1.60	0.223	5.66	91.1	60.9%	
		17	0.054	1.37	0.232	5.89	66.5	65.9%	
		18	0.047	1.19	0.239	6.07	50.2	70.0%	
		19	0.041	1.04	0.245	6.22	38.1	73.5%	
		20	0.035	0.89	0.251	6.38	27.6	77.2%	
21	0.032	0.81	0.254	6.45	23.1	79.0%			

# SQUARE MESH WIRE CLOTH

\*Reference List

Mesh per lineal inch	Grade Type	Industrial Wire Cloth Std. Gauge No.	Diameter of Wires		Width of Opening		Weight, Pounds per 100 Sq.Ft., Steel	Open Area
			Inches	Millimeters	Inches	Millimeters		
<b>3 3/4</b> <b>SQUARE MESH</b>		9	0.148	3.76	0.119	3.02	571.3	19.9%
		10	0.135	3.43	0.132	3.35	465.9	24.5%
		11	0.120	3.05	0.147	3.73	360.1	30.4%
		12	0.105	2.67	0.162	4.11	284.5	36.9%
		13	0.092	2.34	0.175	4.45	215.0	43.1%
		14	0.080	2.03	0.187	4.75	160.4	49.2%
		15	0.072	1.83	0.195	4.95	128.9	53.5%
		16	0.063	1.60	0.204	5.18	97.9	58.5%
		17	0.054	1.37	0.213	5.41	71.4	63.8%
		18	0.047	1.19	0.220	5.59	53.8	68.1%
		19	0.041	1.04	0.226	5.74	40.8	71.8%
		20	0.035	0.89	0.232	5.89	29.7	75.7%
	21	0.032	0.81	0.235	5.97	24.8	77.7%	
<b>4</b> <b>SQUARE MESH</b>		9	0.148	3.76	0.102	2.59	619.1	16.6%
		10	0.135	3.43	0.115	2.92	503.8	21.2%
		11	0.120	3.05	0.130	3.30	388.6	27.0%
		12	0.105	2.67	0.145	3.68	306.2	33.6%
		13	0.092	2.34	0.158	4.01	231.0	39.9%
		14	0.080	2.03	0.170	4.32	172.1	46.2%
		15	0.072	1.83	0.178	4.52	138.2	50.7%
		16	0.063	1.60	0.187	4.75	104.8	56.0%
		17	0.054	1.37	0.196	4.98	76.4	61.5%
		18	0.047	1.19	0.203	5.16	57.6	65.9%
		19	0.041	1.04	0.209	5.31	43.6	69.9%
		20	0.035	0.89	0.215	5.46	31.7	74.0%
	21	0.032	0.81	0.218	5.54	26.4	76.0%	
	22	0.028	0.71	0.222	5.64	20.2	78.9%	
	23	0.025	0.64	0.225	5.72	16.1	81.0%	
<b>4 1/2</b> <b>SQUARE MESH</b>		11	0.120	3.05	0.102	2.59	447.9	21.1%
		12	0.105	2.67	0.117	2.97	333.7	27.7%
		13	0.092	2.34	0.130	3.30	263.9	34.2%
		14	0.080	2.03	0.142	3.61	195.9	40.8%
		15	0.072	1.83	0.150	3.81	157.0	45.6%
		16	0.063	1.60	0.159	4.04	118.9	51.2%
		17	0.054	1.37	0.168	4.27	86.4	57.2%
		18	0.047	1.19	0.175	4.45	65.0	62.0%
		19	0.041	1.04	0.181	4.60	49.2	66.3%
		20	0.035	0.89	0.187	4.75	35.7	70.8%
		21	0.032	0.81	0.190	4.83	29.8	73.1%
		22	0.028	0.71	0.194	4.93	22.8	76.2%
	23	0.025	0.64	0.197	5.00	18.1	78.6%	

# SQUARE MESH WIRE CLOTH

\*Reference List

Mesh per lineal inch	Grade Type	Industrial Wire Cloth Std. Gauge No.	Diameter of Wires		Width of Opening		Weight, Pounds per 100 Sq.Ft., Steel	Open Area	
			Inches	Millimeters	Inches	Millimeters			
<b>5</b> <b>SQUARE MESH</b>		11	0.120	3.05	0.080	2.03	510.6	16.0%	
		12	0.105	2.67	0.095	2.41	378.7	22.6%	
		13	0.092	2.34	0.108	2.74	283.4	29.2%	
		14	0.080	2.03	0.120	3.05	220.6	36.0%	
		15	0.072	1.83	0.128	3.25	176.4	41.0%	
		16	0.063	1.60	0.137	3.48	133.2	46.9%	
	MG	17	0.054	1.37	0.146	3.71	96.7	53.3%	
		18	0.047	1.19	0.153	3.89	72.6	58.5%	
		19	0.041	1.04	0.159	4.04	54.9	63.2%	
		ML	20	0.035	0.89	0.165	4.19	39.8	68.1%
			21	0.032	0.81	0.168	4.27	33.2	70.6%
			22	0.028	0.71	0.172	4.37	25.3	74.0%
23	0.025		0.64	0.175	4.45	20.2	76.6%		
24	0.023	0.58	0.177	4.50	17.0	78.3%			
<b>5 1/2</b> <b>SQUARE MESH</b>		12	0.105	2.67	0.077	1.96	448.3	17.9%	
		13	0.092	2.34	0.090	2.29	317.3	24.5%	
		14	0.080	2.03	0.102	2.59	233.9	31.5%	
		15	0.072	1.83	0.110	2.79	196.3	36.6%	
	MG	16	0.063	1.60	0.119	3.02	147.9	42.8%	
		17	0.054	1.37	0.128	3.25	107.1	49.6%	
		18	0.047	1.19	0.135	3.43	80.3	55.1%	
		19	0.041	1.04	0.141	3.58	60.7	60.1%	
		20	0.035	0.89	0.147	3.73	43.9	65.4%	
		21	0.032	0.81	0.150	3.81	36.6	68.1%	
		22	0.028	0.71	0.154	3.91	27.9	71.7%	
		23	0.025	0.64	0.157	3.99	22.2	74.6%	
24	0.023	0.58	0.159	4.04	18.8	76.5%			
<b>6</b> <b>SQUARE MESH</b>		13	0.092	2.34	0.075	1.91	352.8	20.2%	
		14	0.080	2.03	0.087	2.21	259.1	27.2%	
		15	0.072	1.83	0.095	2.41	216.9	32.5%	
	MG	16	0.063	1.60	0.104	2.64	163.0	38.9%	
		17	0.054	1.37	0.113	2.87	117.7	46.0%	
		18	0.047	1.19	0.120	3.05	88.2	51.8%	
		19	0.041	1.04	0.126	3.20	66.5	57.2%	
		20	0.035	0.89	0.132	3.35	48.1	62.7%	
		21	0.032	0.81	0.135	3.43	40.0	65.6%	
	ML	22	0.028	0.71	0.139	3.53	30.5	69.6%	
		23	0.025	0.64	0.142	3.61	24.3	72.6%	
		24	0.023	0.58	0.144	3.66	20.5	74.7%	
25		0.020	0.51	0.147	3.73	15.5	77.8%		



# SQUARE MESH WIRE CLOTH

\*Reference List

Mesh per lineal inch	Grade Type	Industrial Wire Cloth Std. Gauge No.	Diameter of Wires		Width of Opening		Weight, Pounds per 100 Sq.Ft., Steel	Open Area	
			Inches	Millimeters	Inches	Millimeters			
6 1/2  <b>SQUARE MESH</b>		13	0.092	2.34	0.062	1.57	389.9	16.2%	
		14	0.080	2.03	0.074	1.88	285.1	23.1%	
		15	0.072	1.83	0.082	2.08	226.3	28.4%	
		16	0.063	1.60	0.091	2.31	169.6	35.0%	
		17	0.054	1.37	0.100	2.54	128.6	42.3%	
		18	0.047	1.19	0.107	2.72	96.1	48.4%	
		19	0.041	1.04	0.113	2.87	72.4	53.0%	
		20	0.035	0.89	0.119	3.02	52.3	59.8%	
		21	0.032	0.81	0.122	3.10	43.5	62.9%	
		22	0.028	0.71	0.126	3.20	33.2	67.1%	
		23	0.025	0.64	0.129	3.28	26.3	70.3%	
		24	0.023	0.58	0.131	3.33	22.3	72.5%	
25	0.020	0.51	0.134	3.40	16.8	75.9%			
7  <b>SQUARE MESH</b>		14	0.080	2.03	0.063	1.60	312.2	19.5%	
		15	0.072	1.83	0.071	1.80	247.2	24.7%	
		16	0.063	1.60	0.080	2.03	184.7	31.4%	
		17	0.054	1.37	0.089	2.26	139.7	38.8%	
		18	0.047	1.19	0.096	2.44	104.2	45.2%	
		19	0.041	1.04	0.102	2.59	78.4	51.0%	
		MG	20	0.035	0.89	0.108	2.74	56.5	57.2%
			21	0.032	0.81	0.111	2.82	47.0	60.4%
		ML	22	0.028	0.71	0.115	2.92	35.8	64.8%
			23	0.025	0.64	0.118	3.00	28.4	68.2%
			24	0.023	0.58	0.120	3.05	24.0	70.6%
			25	0.020	0.51	0.123	3.12	18.1	74.1%
	26	0.018	0.46	0.125	3.18	14.6	76.6%		
7 1/2  <b>SQUARE MESH</b>		14	0.080	2.03	0.053	1.35	340.4	15.8%	
		15	0.072	1.83	0.061	1.55	268.7	20.9%	
		16	0.063	1.60	0.070	1.78	200.3	27.6%	
		17	0.054	1.37	0.079	2.01	151.0	35.1%	
		18	0.047	1.19	0.086	2.18	112.5	41.6%	
		19	0.041	1.04	0.092	2.34	84.4	47.6%	
		20	0.035	0.89	0.098	2.49	60.8	54.0%	
		21	0.032	0.81	0.101	2.57	50.6	57.4%	
		22	0.028	0.71	0.105	2.67	38.4	62.0%	
		23	0.025	0.64	0.108	2.74	30.5	65.6%	
		24	0.023	0.58	0.110	2.79	25.8	68.1%	
		25	0.020	0.51	0.113	2.87	19.4	71.8%	
26	0.018	0.46	0.115	2.92	15.7	74.4%			

# SQUARE MESH WIRE CLOTH

\*Reference List

Mesh per lineal inch	Grade Type	Industrial Wire Cloth Std. Gauge No.	Diameter of Wires		Width of Opening		Weight, Pounds per 100 Sq.Ft., Steel	Open Area
			Inches	Millimeters	Inches	Millimeters		
<b>8</b> <b>SQUARE MESH</b>	MG ML	15	0.072	1.83	0.053	1.35	291.1	18.0%
		16	0.063	1.60	0.062	1.58	216.3	24.6%
		17	0.054	1.37	0.071	1.80	162.7	32.3%
		18	0.047	1.19	0.078	1.98	120.9	38.9%
		19	0.041	1.04	0.084	2.13	90.6	45.2%
		20	0.035	0.89	0.090	2.29	65.1	51.8%
		21	0.032	0.81	0.093	2.36	54.1	55.4%
		22	0.028	0.71	0.097	2.46	41.1	60.2%
		23	0.025	0.64	0.100	2.54	32.6	64.0%
		24	0.023	0.58	0.102	2.59	27.5	66.6%
		25	0.020	0.51	0.105	2.67	20.7	70.6%
		26	0.018	0.46	0.107	2.72	16.8	73.3%
		27	0.017	0.43	0.108	2.74	14.9	74.6%
		<b>8 1/2</b> <b>SQUARE MESH</b>		15	0.072	1.83	0.046	1.17
16	0.063			1.60	0.055	1.40	232.8	21.9%
17	0.054			1.37	0.064	1.63	165.9	29.6%
18	0.047			1.19	0.071	1.80	129.4	36.4%
19	0.041			1.04	0.077	1.96	96.8	42.8%
20	0.035			0.89	0.083	2.11	69.5	49.8%
21	0.032			0.81	0.086	2.18	57.7	53.4%
22	0.028			0.71	0.090	2.29	43.8	58.5%
23	0.025			0.64	0.093	2.36	34.8	62.5%
24	0.023			0.58	0.095	2.41	29.3	65.2%
25	0.020			0.51	0.098	2.49	22.1	69.4%
26	0.018			0.46	0.100	2.54	17.8	72.3%
27	0.017			0.43	0.101	2.57	15.9	73.7%
<b>9</b> <b>SQUARE MESH</b>	ML			15	0.072	1.83	0.039	0.99
		16	0.063	1.60	0.048	1.22	249.8	18.7%
		17	0.054	1.37	0.057	1.45	177.4	26.3%
		18	0.047	1.19	0.064	1.63	138.2	33.2%
		19	0.041	1.04	0.070	1.78	103.2	39.7%
		20	0.035	0.89	0.076	1.93	74.0	46.8%
		21	0.032	0.81	0.079	2.01	61.4	50.6%
		22	0.028	0.71	0.083	2.11	46.6	55.8%
		23	0.025	0.64	0.086	2.18	36.9	59.9%
		24	0.023	0.58	0.088	2.24	31.1	62.7%
		25	0.020	0.51	0.091	2.31	23.4	67.1%
		26	0.018	0.46	0.093	2.36	18.9	70.1%
		27	0.017	0.43	0.094	2.39	16.8	71.6%
		28	0.016	0.41	0.095	2.41	14.9	73.1%

# SQUARE MESH WIRE CLOTH

\*Reference List

Mesh per lineal inch	Grade Type	Industrial Wire Cloth Std. Gauge No.	Diameter of Wires		Width of Opening		Weight, Pounds per 100 Sq.Ft., Steel	Open Area
			Inches	Millimeters	Inches	Millimeters		
9 1/2  <b>SQUARE MESH</b>		16	0.063	1.60	0.042	1.07	267.3	15.9%
		17	0.054	1.37	0.051	1.30	189.3	23.5%
		18	0.047	1.19	0.058	1.47	147.1	30.4%
		19	0.041	1.04	0.064	1.63	109.7	37.0%
		20	0.035	0.89	0.070	1.78	78.5	44.2%
		21	0.032	0.81	0.073	1.85	65.1	48.1%
		22	0.028	0.71	0.077	1.96	49.3	53.5%
		23	0.025	0.64	0.080	2.03	39.1	57.8%
		24	0.023	0.58	0.082	2.08	32.9	60.7%
		25	0.020	0.51	0.085	2.16	24.8	65.2%
		26	0.018	0.46	0.087	2.21	20.0	68.3%
		27	0.017	0.43	0.088	2.24	17.8	69.9%
		28	0.016	0.41	0.089	2.26	15.7	71.5%
		10  <b>SQUARE MESH</b>		16	0.063	1.60	0.037	0.94
17	0.054			1.37	0.046	1.17	201.5	21.2%
18	0.047			1.19	0.053	1.35	148.4	28.1%
19	0.041			1.04	0.059	1.50	116.3	34.8%
20	0.035			0.89	0.065	1.65	83.1	42.3%
21	0.032			0.81	0.068	1.73	68.8	46.2%
22	0.028			0.71	0.072	1.83	52.1	51.8%
23	0.025			0.64	0.075	1.91	41.2	56.3%
24	0.023			0.58	0.077	1.96	34.7	59.3%
25	0.020			0.51	0.080	2.03	26.1	64.0%
26	0.018			0.46	0.082	2.08	21.1	67.2%
27	0.017			0.43	0.083	2.11	18.8	68.9%
28	0.016			0.41	0.084	2.13	16.6	70.6%
29	0.015			0.38	0.085	2.16	14.6	72.3%
11  <b>SQUARE MESH</b>		17	0.054	1.37	0.037	0.94	226.9	16.6%
		18	0.047	1.19	0.044	1.118	166.3	23.4%
		19	0.041	1.04	0.050	1.270	123.3	30.3%
		20	0.035	0.89	0.056	1.422	92.4	37.9%
		21	0.032	0.81	0.059	1.499	76.4	42.1%
		22	0.028	0.71	0.063	1.600	57.8	48.0%
		23	0.025	0.64	0.066	1.676	45.6	52.7%
		24	0.023	0.58	0.068	1.727	38.4	56.0%
		25	0.020	0.51	0.071	1.803	28.8	61.0%
		26	0.018	0.46	0.073	1.854	23.3	64.5%
		27	0.017	0.43	0.074	1.880	20.7	66.3%
		28	0.016	0.41	0.075	1.905	18.3	68.1%
		29	0.015	0.38	0.076	1.930	16.1	69.9%

# SQUARE MESH WIRE CLOTH

\*Reference List

Mesh per lineal inch	Grade Type	Industrial Wire Cloth Std. Gauge No.	Diameter of Wires		Width of Opening		Weight, Pounds per 100 Sq.Ft., Steel	Open Area
			Inches	Millimeters	Inches	Millimeters		
<b>12</b> <b>SQUARE MESH</b>	MG	18	0.047	1.194	0.036	0.914	185.1	18.7%
		19	0.041	1.041	0.042	1.067	136.7	25.4%
		20	0.035	0.889	0.048	1.219	102.1	33.2%
		21	0.032	0.813	0.051	1.295	84.3	37.5%
		22	0.028	0.711	0.055	1.397	63.5	43.6%
		23	0.025	0.635	0.058	1.473	50.1	48.4%
		24	0.023	0.584	0.060	1.524	42.2	51.8%
		25	0.020	0.508	0.063	1.600	31.6	57.2%
	ML	26	0.018	0.457	0.065	1.651	25.5	60.8%
		27	0.017	0.432	0.066	1.676	22.7	62.7%
		28	0.016	0.406	0.067	1.702	20.0	64.5%
		29	0.015	0.381	0.068	1.727	17.6	66.6%
		30	0.014	0.356	0.069	1.753	15.3	68.6%
<b>13</b> <b>SQUARE MESH</b>		19	0.041	1.041	0.036	0.914	150.6	21.9%
		20	0.035	0.889	0.042	1.067	106.4	29.8%
		21	0.032	0.813	0.045	1.143	92.3	34.2%
		22	0.028	0.711	0.049	1.245	69.4	40.6%
		23	0.025	0.635	0.052	1.321	54.7	45.7%
		24	0.023	0.584	0.054	1.372	45.9	49.3%
		25	0.020	0.508	0.057	1.448	34.4	54.9%
		26	0.018	0.457	0.059	1.499	27.7	58.8%
		27	0.017	0.432	0.060	1.524	24.6	60.8%
		28	0.016	0.406	0.061	1.549	21.8	62.9%
	29	0.015	0.381	0.062	1.575	19.1	65.0%	
	30	0.014	0.356	0.063	1.600	16.6	67.1%	
	<b>14</b> <b>SQUARE MESH</b>	MG	19	0.041	1.041	0.030	0.762	165.0
20			0.035	0.889	0.036	0.914	116.1	25.4%
21			0.032	0.813	0.039	0.991	100.5	29.8%
22			0.028	0.711	0.043	1.092	75.5	36.2%
23			0.025	0.635	0.046	1.169	59.3	41.5%
24			0.023	0.584	0.048	1.219	49.8	45.2%
25			0.020	0.508	0.051	1.296	37.2	51.0%
ML		26	0.018	0.457	0.053	1.346	29.9	55.1%
		27	0.017	0.432	0.054	1.372	26.6	57.2%
		28	0.016	0.406	0.055	1.397	23.5	59.3%
		29	0.015	0.381	0.056	1.422	20.6	61.5%
		30	0.014	0.356	0.057	1.448	17.9	63.7%
		31	0.0135	0.343	0.0575	1.461	16.6	64.8%
		32	0.013	0.330	0.058	1.473	15.4	65.9%
		32.5	0.012	0.305	0.059	1.499	13.1	68.2%
33	0.011	0.279	0.060	1.524	11.0	70.6%		
34	0.010	0.254	0.061	1.549	9.0	72.9%		

# SQUARE MESH WIRE CLOTH

\*Reference List

Mesh per lineal inch	Grade Type	Industrial Wire Cloth Std. Gauge No.	Diameter of Wires		Width of Opening		Weight, Pounds per 100 Sq.Ft., Steel	Open Area
			Inches	Millimeters	Inches	Millimeters		
<b>15</b> <b>SQUARE MESH</b>		19	0.041	1.041	0.026	0.660	180.0	15.2%
		20	0.035	0.889	0.032	0.813	126.2	23.0%
		21	0.032	0.813	0.035	0.889	103.6	27.6%
		22	0.028	0.711	0.039	0.991	77.6	34.2%
		23	0.025	0.635	0.042	1.067	64.1	39.7%
		24	0.023	0.584	0.044	1.118	53.7	43.6%
		25	0.020	0.508	0.047	1.194	40.1	49.7%
		26	0.018	0.457	0.049	1.245	32.2	54.0%
		27	0.017	0.432	0.050	1.270	28.6	56.3%
		28	0.016	0.406	0.051	1.295	25.3	58.5%
		29	0.015	0.381	0.052	1.321	22.1	60.8%
		30	0.014	0.356	0.053	1.346	19.2	63.2%
		31	0.0135	0.343	0.0535	1.359	17.9	64.4%
		32	0.013	0.330	0.054	1.372	16.5	65.6%
32.5	0.012	0.305	0.055	1.397	14.1	68.1%		
33	0.011	0.279	0.056	1.422	11.8	69.3%		
34	0.010	0.254	0.057	1.448	9.7	71.8%		
<b>16</b> <b>SQUARE MESH</b>	MG  ML	19	0.041	1.041	0.0215	0.546	195.6	11.8%
		20	0.035	0.889	0.0275	0.699	136.6	19.4%
		21	0.032	0.813	0.0305	0.775	111.9	23.8%
		22	0.028	0.711	0.0345	0.876	83.6	30.5%
		23	0.025	0.635	0.0375	0.953	68.9	36.0%
		24	0.023	0.584	0.0395	1.003	57.7	39.9%
		25	0.020	0.508	0.0425	1.080	43.0	46.2%
		26	0.018	0.457	0.0445	1.130	34.5	50.7%
		27	0.017	0.432	0.0455	1.156	30.7	53.0%
		28	0.016	0.406	0.0465	1.181	27.1	55.4%
		29	0.015	0.381	0.0475	1.207	23.7	57.8%
		30	0.014	0.356	0.0485	1.232	20.6	60.2%
		31	0.0135	0.343	0.0490	1.245	19.1	61.5%
		32	0.013	0.330	0.0495	1.257	17.7	62.7%
32.5	0.012	0.305	0.0505	1.283	15.0	65.3%		
33	0.011	0.279	0.0515	1.308	12.6	67.9%		
34	0.010	0.254	0.0525	1.333	10.4	70.6%		
35	0.0095	0.241	0.0530	1.346	9.4	71.9%		
<b>18</b> <b>SQUARE MESH</b>	MG	20	0.035	0.889	0.0206	0.523	158.4	13.7%
		21	0.032	0.813	0.0236	0.599	129.4	18.0%
		22	0.028	0.711	0.0276	0.701	96.1	24.7%
		23	0.025	0.635	0.0306	0.777	75.0	30.3%
		24	0.023	0.584	0.0326	0.828	66.0	34.4%
		25	0.020	0.508	0.0356	0.904	49.0	41.1%
		26	0.018	0.457	0.0376	0.955	39.2	45.8%
27	0.017	0.432	0.0386	0.980	34.8	48.3%		

Continued on next page

# SQUARE MESH WIRE CLOTH

\*Reference List

Mesh per lineal inch	Grade Type	Industrial Wire Cloth Std. Gauge No.	Diameter of Wires		Width of Opening		Weight, Pounds per 100 Sq.Ft., Steel	Open Area		
			Inches	Millimeters	Inches	Millimeters				
<b>18</b> <b>SQUARE MESH</b>	ML	28	0.016	0.406	0.0396	1.006	30.7	50.8%		
		29	0.015	0.381	0.0406	1.031	26.8	53.4%		
		30	0.014	0.356	0.0416	1.057	23.3	56.1%		
		31	0.0135	0.343	0.0421	1.069	21.6	57.4%		
		32	0.013	0.330	0.0426	1.082	20.0	58.8%		
		32.5	0.012	0.305	0.0436	1.107	17.0	61.6%		
	TBC	33	0.011	0.279	0.0446	1.133	14.2	64.4%		
		34	0.010	0.254	0.0456	1.158	11.7	67.4%		
		35	0.0095	0.241	0.0461	1.171	10.5	68.9%		
		36	0.009	0.229	0.0466	1.184	9.5	70.4%		
		<hr/>								
		<b>20</b> <b>SQUARE MESH</b>		21	0.032	0.813	0.0180	0.457	147.9	13.0%
22	0.028			0.711	0.0220	0.559	109.3	19.4%		
23	0.025			0.635	0.0250	0.635	85.0	25.0%		
24	0.023			0.584	0.0270	0.686	70.8	29.2%		
MG	25		0.020	0.508	0.0300	0.762	55.2	36.0%		
	26		0.018	0.457	0.0320	0.813	44.1	41.0%		
	27		0.017	0.432	0.0330	0.838	39.1	43.6%		
	28		0.016	0.406	0.0340	0.864	34.4	46.2%		
ML	29		0.015	0.381	0.0350	0.889	30.1	49.0%		
	30		0.014	0.356	0.0360	0.914	26.1	51.8%		
	31		0.0135	0.343	0.0365	0.927	24.2	53.3%		
	32		0.013	0.330	0.0370	0.940	22.4	54.8%		
TBC	32.5		0.012	0.305	0.0380	0.965	19.0	57.8%		
	33		0.011	0.279	0.0390	0.991	15.9	60.8%		
	34		0.010	0.254	0.0400	1.016	13.1	64.0%		
	35		0.0095	0.241	0.0405	1.029	11.8	65.6%		
	36		0.009	0.229	0.0410	1.041	10.5	67.2%		
	<hr/>									
<b>22</b> <b>SQUARE MESH</b>		22	0.028	0.711	0.0175	0.445	123.2	14.8%		
		23	0.025	0.635	0.0205	0.521	95.4	20.3%		
		24	0.023	0.584	0.0225	0.571	79.3	24.5%		
		25	0.020	0.508	0.0255	0.648	58.5	31.5%		
	ML	26	0.018	0.457	0.0275	0.699	49.1	36.6%		
		27	0.017	0.432	0.0285	0.724	43.5	39.3%		
		28	0.016	0.406	0.0295	0.749	38.2	42.1%		
		29	0.015	0.381	0.0305	0.775	33.4	45.0%		
		30	0.014	0.356	0.0315	0.800	28.9	48.0%		
	TBC	31	0.0135	0.343	0.0320	0.813	26.8	49.6%		
		32	0.013	0.330	0.0325	0.826	24.8	51.1%		
		32.5	0.012	0.305	0.0335	0.851	21.0	54.3%		
		33	0.011	0.279	0.0345	0.876	17.5	57.6%		
		34	0.010	0.254	0.0355	0.902	14.4	61.0%		
35		0.0095	0.241	0.0360	0.914	13.0	62.7%			
36	0.009	0.229	0.0365	0.927	11.6	64.5%				

# SQUARE MESH WIRE CLOTH

\*Reference List

Mesh per lineal inch	Grade Type	Industrial Wire Cloth Std. Gauge No.	Diameter of Wires		Width of Opening		Weight, Pounds per 100 Sq.Ft., Steel	Open Area	
			Inches	Millimeters	Inches	Millimeters			
<b>24</b> <b>SQUARE MESH</b>	MG	23	0.025	0.635	0.0167	0.424	106.4	16.1%	
		24	0.023	0.584	0.0187	0.475	88.2	20.1%	
		25	0.020	0.508	0.0217	0.551	64.8	27.1%	
		26	0.018	0.457	0.0237	0.602	51.5	32.4%	
		27	0.017	0.432	0.0247	0.627	48.0	35.1%	
		28	0.016	0.406	0.0257	0.653	42.1	38.0%	
		29	0.015	0.381	0.0267	0.678	36.7	41.1%	
		30	0.014	0.356	0.0277	0.704	31.8	44.2%	
		ML	31	0.0135	0.343	0.0282	0.716	29.4	45.8%
			32	0.013	0.330	0.0287	0.729	27.2	47.4%
	32.5		0.012	0.305	0.0297	0.754	23.0	50.8%	
	33		0.011	0.279	0.0307	0.780	19.2	54.3%	
	TBC	34	0.010	0.254	0.0317	0.805	15.8	57.9%	
		35	0.0095	0.241	0.0322	0.818	14.2	59.7%	
		36	0.009	0.229	0.0327	0.831	12.7	61.6%	
		37	0.0085	0.216	0.0332	0.843	11.3	63.5%	
		38	0.008	0.203	0.0337	0.856	10.0	65.4%	
		39	0.0075	0.191	0.0342	0.869	8.8	67.4%	
	<b>26</b> <b>SQUARE MESH</b>	ML	25	0.020	0.508	0.0185	0.470	71.3	23.1%
26			0.018	0.457	0.0205	0.521	56.6	28.4%	
27			0.017	0.432	0.0215	0.546	52.6	31.2%	
28			0.016	0.406	0.0225	0.572	46.1	34.2%	
29			0.015	0.381	0.0235	0.597	40.2	37.3%	
30			0.014	0.356	0.0245	0.622	34.7	40.6%	
31			0.0135	0.343	0.0250	0.635	32.1	42.3%	
32			0.013	0.330	0.0255	0.648	29.7	44.0%	
TBC		32.5	0.012	0.305	0.0265	0.673	25.1	47.5%	
		33	0.011	0.279	0.0275	0.699	20.9	51.1%	
		34	0.010	0.254	0.0285	0.724	17.2	54.9%	
		35	0.0095	0.241	0.0290	0.737	15.5	56.9%	
		36	0.009	0.229	0.0295	0.749	13.8	58.8%	
		37	0.0085	0.216	0.0300	0.762	12.3	60.8%	
		38	0.008	0.203	0.0305	0.775	10.9	62.9%	
39	0.0075	0.191	0.0310	0.787	9.5	65.0%			
<b>28</b> <b>SQUARE MESH</b>	TBC	26	0.018	0.457	0.0177	0.450	61.8	24.6%	
		27	0.017	0.432	0.0187	0.475	54.5	27.4%	
		28	0.016	0.406	0.0197	0.500	50.3	30.4%	
		29	0.015	0.381	0.0207	0.526	43.7	33.6%	
		30	0.014	0.356	0.0217	0.551	37.7	36.9%	
	ML	31	0.0135	0.343	0.0222	0.564	34.9	38.6%	
		32	0.013	0.330	0.0227	0.577	32.2	40.4%	
		32.5	0.012	0.305	0.0237	0.602	27.2	44.0%	

Continued on next page

# SQUARE MESH WIRE CLOTH

\*Reference List

Mesh per lineal inch	Grade Type	Industrial Wire Cloth Std. Gauge No.	Diameter of Wires		Width of Opening		Weight, Pounds per 100 Sq.Ft., Steel	Open Area
			Inches	Millimeters	Inches	Millimeters		
<b>28</b> <b>SQUARE MESH</b>	ML	33	0.011	0.279	0.0247	0.627	22.7	47.8%
		34	0.010	0.254	0.0257	0.653	18.6	51.8%
		35	0.0095	0.241	0.0262	0.666	16.7	53.8%
		36	0.009	0.229	0.0267	0.678	15.0	55.9%
	TBC	37	0.0085	0.216	0.0272	0.691	13.3	58.0%
		38	0.008	0.203	0.0277	0.704	11.8	60.2%
		39	0.0075	0.191	0.0282	0.716	10.3	62.3%
<b>30</b> <b>SQUARE MESH</b>	MG	27	0.017	0.432	0.0163	0.414	59.2	23.9%
		28	0.016	0.406	0.0173	0.439	51.8	26.9%
		29	0.015	0.381	0.0183	0.465	47.4	30.1%
		30	0.014	0.356	0.0193	0.490	40.8	33.5%
		31	0.0135	0.343	0.0198	0.503	37.8	35.3%
		32	0.013	0.330	0.0203	0.516	34.8	37.1%
	ML	32.5	0.012	0.305	0.0213	0.541	29.4	40.8%
		33	0.011	0.279	0.0223	0.566	24.5	44.8%
		34	0.010	0.254	0.0233	0.592	20.0	48.9%
		35	0.0095	0.241	0.0238	0.605	18.0	51.0%
		36	0.009	0.229	0.0243	0.617	16.1	53.1%
		37	0.0085	0.216	0.0248	0.630	14.3	55.4%
		38	0.008	0.203	0.0253	0.643	12.6	57.6%
39	0.0075	0.191	0.0258	0.655	11.1	59.9%		
<b>32</b> <b>SQUARE MESH</b>		28	0.016	0.406	0.0153	0.389	56.0	24.0%
		29	0.015	0.381	0.0163	0.414	48.6	27.2%
		30	0.014	0.356	0.0173	0.439	44.0	30.6%
		31	0.0135	0.343	0.0178	0.452	40.7	32.4%
		32	0.013	0.330	0.0183	0.465	37.5	34.3%
		32.5	0.012	0.305	0.0193	0.490	31.6	38.1%
		33	0.011	0.279	0.0203	0.516	26.3	42.2%
		34	0.010	0.254	0.0213	0.541	21.5	46.5%
	ML	35	0.0095	0.241	0.0218	0.554	19.3	48.7%
		36	0.009	0.229	0.0223	0.566	17.3	50.9%
		37	0.0085	0.216	0.0228	0.579	15.3	53.2%
		38	0.008	0.203	0.0233	0.592	13.5	55.6%
	39	0.0075	0.191	0.0238	0.605	11.8	58.0%	
	40	0.007	0.178	0.0243	0.617	10.3	60.5%	
<b>35</b> <b>SQUARE MESH</b>	MG	28	0.016	0.406	0.0126	0.320	62.4	19.4%
		29	0.015	0.381	0.0136	0.345	54.1	22.7%
		30	0.014	0.356	0.0146	0.371	46.5	26.1%
		31	0.0135	0.343	0.0151	0.384	45.2	27.9%
		32	0.013	0.330	0.0156	0.396	41.6	29.8%
		32.5	0.012	0.305	0.0166	0.422	35.0	33.8%
		33	0.011	0.279	0.0176	0.447	29.0	37.9%

Continued on next page



# SQUARE MESH WIRE CLOTH

\*Reference List

Mesh per lineal inch	Grade Type	Industrial Wire Cloth Std. Gauge No.	Diameter of Wires		Width of Opening		Weight, Pounds per 100 Sq.Ft., Steel	Open Area	
			Inches	Millimeters	Inches	Millimeters			
<b>35</b> <b>SQUARE MESH</b>		34	0.010	0.254	0.0186	0.472	23.7	42.4%	
		35	0.0095	0.241	0.0191	0.485	21.3	44.7%	
		36	0.009	0.229	0.0196	0.498	19.0	47.1%	
		37	0.0085	0.216	0.0201	0.511	16.9	49.5%	
		38	0.008	0.203	0.0206	0.523	14.9	52.0%	
		39	0.0075	0.191	0.0211	0.536	13.0	54.5%	
		40	0.007	0.178	0.0216	0.549	11.3	57.2%	
<b>38</b> <b>SQUARE MESH</b>		30	0.014	0.356	0.0123	0.312	51.3	21.8%	
		31	0.0135	0.343	0.0128	0.325	47.3	23.7%	
		32	0.013	0.330	0.0133	0.338	43.6	25.5%	
		32.5	0.012	0.305	0.0143	0.363	38.5	29.5%	
		33	0.011	0.279	0.0153	0.389	31.9	33.8%	
		34	0.010	0.254	0.0163	0.414	26.0	38.4%	
		35	0.0095	0.241	0.0168	0.427	23.3	40.8%	
		36	0.009	0.229	0.0173	0.439	20.8	43.2%	
		ML	37	0.0085	0.216	0.0178	0.452	18.5	45.8%
			38	0.008	0.203	0.0183	0.465	16.3	48.4%
			39	0.0075	0.191	0.0188	0.478	14.2	51.0%
			40	0.007	0.178	0.0193	0.490	12.3	53.8%
	<b>40</b> <b>SQUARE MESH</b>		31	0.0135	0.343	0.0115	0.292	53.0	21.2%
		32	0.013	0.330	0.0120	0.305	48.8	23.0%	
		32.5	0.012	0.305	0.0130	0.330	40.9	27.0%	
		33	0.011	0.279	0.0140	0.356	33.8	31.4%	
		MG	34	0.010	0.254	0.0150	0.381	27.6	36.0%
			35	0.0095	0.241	0.0155	0.394	24.7	38.4%
			36	0.009	0.229	0.0160	0.406	22.0	41.0%
		ML	37	0.0085	0.216	0.0165	0.419	19.5	43.6%
			38	0.008	0.203	0.0170	0.432	17.2	46.2%
			39	0.0075	0.191	0.0175	0.445	15.0	49.0%
		40	0.007	0.178	0.0180	0.547	13.0	51.8%	
<b>42</b> <b>SQUARE MESH</b>		31	0.0135	0.343	0.0103	0.262	53.5	18.7%	
		32	0.013	0.330	0.0108	0.274	51.8	20.6%	
		32.5	0.012	0.305	0.0118	0.300	43.4	24.6%	
		33	0.011	0.279	0.0128	0.325	35.8	28.9%	
		34	0.010	0.254	0.0138	0.351	29.2	33.6%	
		35	0.0095	0.241	0.0143	0.363	26.1	36.1%	
		36	0.009	0.229	0.0148	0.376	23.3	38.6%	

# SQUARE MESH WIRE CLOTH

\*Reference List


Mesh per lineal inch	Grade Type	Industrial Wire Cloth Std. Gauge No.	Diameter of Wires		Width of Opening		Weight, Pounds per 100 Sq.Ft., Steel	Open Area		
			Inches	Millimeters	Inches	Millimeters				
<b>45</b> <b>SQUARE MESH</b>	ML	32	0.013	0.330	0.0092	0.234	53.6	17.1%		
		32.5	0.012	0.305	0.0102	0.259	44.8	21.1%		
		33	0.011	0.279	0.0112	0.284	36.9	25.4%		
		34	0.010	0.254	0.0122	0.310	31.6	30.1%		
		35	0.0095	0.241	0.0127	0.323	28.3	32.7%		
		36	0.009	0.229	0.0132	0.335	25.2	35.3%		
		37	0.0085	0.216	0.0137	0.348	22.3	38.0%		
		38	0.008	0.203	0.0142	0.361	19.6	40.8%		
		39	0.0075	0.191	0.0147	0.373	17.1	43.8%		
		<b>50</b> <b>SQUARE MESH</b>	MG	32.5	0.012	0.305	0.0080	0.203	51.1	16.0%
33	0.011			0.279	0.0090	0.229	42.0	20.3%		
34	0.010			0.254	0.0100	0.254	34.0	25.0%		
35	0.0095			0.241	0.0105	0.267	32.0	27.6%		
36	0.009			0.229	0.0110	0.279	28.4	30.3%		
ML	37		0.0085	0.216	0.0115	0.292	25.1	33.1%		
	38		0.008	0.203	0.0120	0.305	22.1	36.0%		
	39		0.0075	0.191	0.0125	0.318	19.2	39.1%		
	<b>55</b> <b>SQUARE MESH</b>		ML	33	0.011	0.279	0.0072	0.183	47.3	15.7%
				34	0.010	0.254	0.0082	0.208	38.2	20.3%
35		0.0095		0.241	0.0087	0.221	34.0	22.9%		
36		0.009		0.229	0.0092	0.234	30.2	25.6%		
37		0.0085		0.216	0.0097	0.246	28.1	28.5%		
38		0.008		0.203	0.0102	0.259	24.6	31.5%		
<b>60</b> <b>SQUARE MESH</b>	MG	39	0.0075	0.191	0.0107	0.272	21.4	34.6%		
		40	0.007	0.178	0.0112	0.284	18.5	37.9%		
		ML	33	0.011	0.279	0.0057	0.145	52.9	11.7%	
			34	0.010	0.254	0.0067	0.170	42.6	16.2%	
	35		0.0095	0.241	0.0072	0.183	37.9	18.7%		
	36		0.009	0.229	0.0077	0.196	33.5	21.3%		
	ML	37	0.0085	0.216	0.0082	0.208	29.6	24.2%		
		38	0.008	0.203	0.0087	0.221	27.3	27.2%		
39		0.0075	0.191	0.0092	0.234	23.7	30.5%			
40		0.007	0.178	0.0097	0.246	20.4	33.9%			
ML	0.0065	0.165	0.0102	0.259	17.7	37.5%				
	0.006	0.152	0.0107	0.272	14.4	41.2%				

# SQUARE MESH WIRE CLOTH

\*Reference List

Mesh per lineal inch	Grade Type	Industrial Wire Cloth Std. Gauge No.	Diameter of Wires		Width of Opening		Weight, Pounds per 100 Sq.Ft., Steel	Open Area
			Inches	Millimeters	Inches	Millimeters		
65  SQUARE MESH		39	0.0075	0.191	0.0079	0.201	26.0	26.4%
		40	0.007	0.178	0.0084	0.213	22.4	29.8%
			0.0065	0.165	0.0089	0.226	19.1	33.5%
70  SQUARE MESH		36	0.009	0.229	0.0053	0.135	40.7	13.8%
		37	0.0085	0.216	0.0058	0.147	35.8	16.5%
		38	0.008	0.203	0.0063	0.160	31.3	19.4%
		39	0.0075	0.191	0.0068	0.173	27.1	22.7%
		40	0.007	0.178	0.0073	0.185	23.3	26.1%
		0.0065	0.165	0.0078	0.198	20.8	29.8%	
		0.006	0.152	0.0083	0.211	17.5	33.8%	
75  SQUARE MESH		40	0.007	0.178	0.0063	0.160	25.3	22.3%
			0.0065	0.165	0.0068	0.173	22.6	26.0%
			0.006	0.152	0.0073	0.185	19.0	30.0%
80  SQUARE MESH	MG	39	0.0075	0.191	0.0050	0.127	31.9	16.0%
		40	0.007	0.178	0.0055	0.140	27.4	19.4%
			0.0065	0.165	0.0060	0.152	23.2	23.0%
			0.006	0.152	0.0065	0.165	20.4	27.0%
			0.0055	0.140	0.0070	0.178	16.9	31.4%
		0.005	0.127	0.0075	0.191	13.8	36.0%	
90  SQUARE MESH			0.006	0.152	0.0051	0.130	22.4	21.1%
			0.0055	0.140	0.0056	0.142	18.4	25.4%
			0.005	0.127	0.0061	0.155	15.8	30.1%
100  SQUARE MESH	MG		0.005	0.127	0.0050	0.127	17.0	25.0%
			0.0045	0.114	0.0055	0.140	14.2	30.3%
			0.004	0.102	0.0060	0.152	11.0	36.0%
			0.0035	0.089	0.0065	0.165	8.3	42.3%
			0.003	0.076	0.0070	0.178	6.0	49.0%

# SQUARE MESH WIRE CLOTH BY DECIMAL OPENING



Square Space Cloth is the opening in inches or fractions thereof, between the inside edges of any two parallel wires. In the illustration above, the standard rule is used to show 3/4" square space. (Clear opening between inside edges of wires.)

# SQUARE MESH WIRE CLOTH

## by decimal opening

\*Reference List

Width of Opening		Mesh	Diameter of Wire		Weight, Pounds per 100 Sq. Ft., Steel	Open Area
Inches	Millimeters		Inches	Millimeters		
0.937	23.80	1" *	0.063	1.60	25.5	87.8%
0.928	23.57	1" *	0.072	1.83	33.3	86.1%
0.920	23.37	1" *	0.080	2.03	41.1	84.6%
0.908	23.06	1" *	0.092	2.34	54.4	82.4%
0.895	22.73	1" *	0.105	2.67	71.0	80.1%
0.880	22.35	1" *	0.120	3.05	92.8	77.4%
0.865	21.97	1" *	0.135	3.43	117.7	74.8%
0.852	21.64	1" *	0.148	3.76	141.7	72.6%
0.838	21.29	1" *	0.162	4.11	170.2	70.2%
0.823	20.90	1" *	0.177	4.50	203.7	67.7%
0.808	20.52	1" *	0.192	4.88	240.3	65.3%
0.793	20.14	1" *	0.207	5.26	280.1	62.9%
0.775	19.68	1" *	0.225	5.72	332.1	60.1%
0.750	19.05	1" *	0.250	6.35	412.4	56.3%
0.737	18.72	1" *	0.263	6.68	457.9	54.3%
0.717	18.21	1" *	0.283	7.19	532.8	51.4%
0.696	17.68	3/4" *	0.054	1.37	24.9	86.1%
0.693	17.60	1" *	0.307	7.80	631.2	48.0%
0.687	17.45	3/4" *	0.063	1.60	34.0	83.9%
0.678	17.22	3/4" *	0.072	1.83	44.5	81.7%
0.670	17.02	3/4" *	0.080	2.03	54.9	79.8%
0.669	16.99	1" *	0.331	8.41	738.7	44.8%
0.658	16.71	3/4" *	0.092	2.34	72.8	76.9%
0.645	16.38	3/4" *	0.105	2.67	95.0	73.9%
0.630	16.00	3/4" *	0.120	3.05	124.4	70.5%
0.615	15.62	3/4" *	0.135	3.43	158.1	67.2%
0.602	15.29	3/4" *	0.148	3.76	190.5	64.4%
0.588	14.94	3/4" *	0.162	4.11	229.2	61.4%
0.578	14.68	5/8" *	0.047	1.19	22.7	85.5%
0.573	14.55	3/4" *	0.177	4.50	274.7	58.3%
0.571	14.50	5/8" *	0.054	1.37	30.0	83.5%
0.562	14.27	5/8" *	0.063	1.60	40.9	80.9%
0.558	14.17	3/4" *	0.192	4.88	324.8	55.3%
0.553	14.05	5/8" *	0.072	1.83	53.5	78.3%
0.545	13.84	5/8" *	0.080	2.03	66.1	76.0%
0.543	13.79	3/4" *	0.207	5.26	379.4	52.4%
0.533	13.54	5/8" *	0.092	2.34	87.9	72.7%
0.525	13.34	3/4" *	0.225	5.72	451.0	49.0%
0.520	13.21	5/8" *	0.105	2.67	114.5	69.2%
0.505	12.83	5/8" *	0.120	3.05	150.2	65.3%
0.500	12.70	3/4" *	0.250	6.35	562.3	44.4%
0.490	12.45	5/8" *	0.135	3.43	191.0	61.5%
0.487	12.37	3/4" *	0.263	6.68	625.6	41.2%
0.477	12.12	5/8" *	0.148	3.76	230.5	58.3%
0.467	11.86	3/4" *	0.283	7.19	730.3	38.8%
0.465	11.81	2	0.035	0.89	15.7	86.5%
0.463	11.76	5/8" *	0.162	4.11	277.7	54.9%
0.459	11.66	2	0.041	1.04	21.6	84.3%

\* Measured Center to Center of Wire - Not Clear Opening.

# SQUARE MESH WIRE CLOTH

## by decimal opening

\*Reference List

Width of Opening		Mesh	Diameter of Wire		Weight, Pounds per 100 Sq. Ft., Steel	Open Area
Inches	Millimeters		Inches	Millimeters		
0.453	11.51	2	0.047	1.19	28.4	82.1%
0.448	11.38	5/8" *	0.177	4.50	333.5	51.4%
0.446	11.33	2	0.054	1.37	37.6	79.6%
0.443	11.25	3/4" *	0.307	7.80	805.4	34.9%
0.437	11.10	2	0.063	1.60	51.2	76.4%
0.433	11.00	5/8" *	0.192	4.88	395.0	48.0%
0.428	10.87	2	0.072	1.83	67.1	73.3%
0.420	10.67	2	0.080	2.03	83.0	70.6%
0.418	10.62	5/8" *	0.207	5.26	462.4	44.7%
0.409	10.39	2- 1/4	0.035	0.89	17.7	84.7%
0.408	10.36	2	0.092	2.34	110.2	66.6%
0.403	10.24	2- 1/4	0.041	1.04	24.3	82.2%
0.400	10.16	5/8" *	0.225	5.72	551.0	41.0%
0.397	10.08	2- 1/4	0.047	1.19	32.0	79.8%
0.395	10.03	2	0.105	2.67	144.2	62.4%
0.390	9.91	2- 1/4	0.054	1.37	42.3	77.0%
0.381	9.68	2- 1/4	0.063	1.60	57.8	73.5%
0.380	9.65	2	0.120	3.05	189.6	57.8%
0.375	9.53	5/8" *	0.250	6.35	689.4	36.0%
0.372	9.45	2- 1/4	0.072	1.83	75.7	70.1%
0.365	9.27	2	0.135	3.43	241.7	53.3%
0.365	9.27	2- 1/2	0.035	0.89	19.7	83.3%
0.364	9.25	2- 1/4	0.080	2.03	93.7	67.1%
0.362	9.19	5/8" *	0.263	6.68	768.6	33.5%
0.359	9.12	2- 1/2	0.041	1.04	27.0	80.6%
0.353	8.97	2- 1/2	0.047	1.19	35.6	77.9%
0.352	8.94	2	0.148	3.76	292.4	49.6%
0.352	8.94	2- 1/4	0.092	2.34	124.5	62.7%
0.346	8.79	2- 1/2	0.054	1.37	47.1	74.8%
0.342	8.69	5/8" *	0.283	7.19	900.4	30.0%
0.339	8.61	2- 1/4	0.105	2.67	163.2	58.2%
0.338	8.59	2	0.162	4.11	353.3	45.7%
0.337	8.56	2- 1/2	0.063	1.60	64.3	71.0%
0.329	8.36	2- 3/4	0.035	0.89	21.7	81.9%
0.328	8.33	2- 1/2	0.072	1.83	84.3	67.2%
0.324	8.23	2- 1/4	0.120	3.05	214.8	53.1%
0.323	8.20	2	0.177	4.50	425.4	41.7%
0.323	8.20	2- 3/4	0.041	1.04	29.8	78.9%
0.320	8.13	2- 1/2	0.080	2.03	104.4	64.0%
0.317	8.05	2- 3/4	0.047	1.19	39.2	76.0%
0.310	7.87	2- 3/4	0.054	1.37	51.9	72.7%
0.309	7.85	2- 1/4	0.135	3.43	274.3	48.3%
0.308	7.82	2	0.192	4.88	505.5	37.9%
0.308	7.82	2- 1/2	0.092	2.34	139.0	59.3%
0.301	7.65	2- 3/4	0.063	1.60	70.9	68.5%
0.301	7.65	3	0.032	0.81	19.7	81.5%
0.298	7.57	3	0.035	0.89	23.7	79.9%
0.296	7.52	2- 1/4	0.148	3.76	332.5	44.4%

# SQUARE MESH WIRE CLOTH

## by decimal opening

*\*Reference List*

Width of Opening		Mesh	Diameter of Wire		Weight, Pounds per 100 Sq. Ft., Steel	Open Area
Inches	Millimeters		Inches	Millimeters		
0.295	7.49	2- 1/2	0.105	2.67	182.4	54.4%
0.293	7.44	2	0.207	5.26	593.8	34.3%
0.292	7.42	2- 3/4	0.072	1.83	93.0	64.5%
0.292	7.42	3	0.041	1.04	32.5	76.7%
0.286	7.26	3	0.047	1.19	42.8	73.6%
0.284	7.21	2- 3/4	0.080	2.03	115.3	61.0%
0.282	7.16	2- 1/4	0.162	4.11	402.3	40.3%
0.280	7.11	2- 1/2	0.120	3.05	240.6	49.0%
0.279	7.09	3	0.054	1.37	56.7	70.1%
0.276	7.01	3- 1/4	0.032	0.81	21.4	80.5%
0.275	6.99	2	0.225	5.72	710.6	30.3%
0.273	6.93	3- 1/4	0.035	0.89	25.6	78.7%
0.272	6.91	2- 3/4	0.092	2.34	153.7	56.0%
0.270	6.86	3	0.063	1.60	77.6	65.6%
0.267	6.78	2- 1/4	0.177	4.50	485.7	36.1%
0.267	6.78	3- 1/4	0.041	1.04	35.3	75.3%
0.265	6.73	2- 1/2	0.135	3.43	307.8	43.9%
0.261	6.63	3	0.072	1.83	101.9	61.3%
0.261	6.63	3- 1/4	0.047	1.19	46.5	72.0%
0.259	6.58	2- 3/4	0.105	2.67	202.0	50.7%
0.254	6.45	3- 1/4	0.054	1.37	61.6	68.1%
0.254	6.45	3- 1/2	0.032	0.81	23.1	79.0%
0.253	6.43	3	0.080	2.03	126.4	57.6%
0.252	6.40	2- 1/4	0.192	4.88	578.4	32.2%
0.252	6.40	2- 1/2	0.148	3.76	373.7	39.7%
0.251	6.38	3- 1/2	0.035	0.89	27.6	77.2%
0.250	6.35	2	0.250	6.35	894.6	25.0%
0.245	6.22	3- 1/4	0.063	1.60	84.3	63.4%
0.245	6.22	3- 1/2	0.041	1.04	38.1	73.5%
0.244	6.20	2- 3/4	0.120	3.05	267.0	45.0%
0.241	6.12	3	0.092	2.34	168.7	52.3%
0.239	6.07	3- 1/2	0.047	1.19	50.2	70.0%
0.238	6.05	2- 1/2	0.162	4.11	453.1	35.4%
0.237	6.02	2- 1/4	0.207	5.26	680.9	28.4%
0.236	5.99	3- 1/4	0.072	1.83	110.8	58.8%
0.235	5.97	3- 3/4	0.032	0.81	24.8	77.7%
0.232	5.89	3- 1/2	0.054	1.37	66.5	65.9%
0.232	5.89	3- 3/4	0.035	0.89	29.7	75.7%
0.229	5.82	2- 3/4	0.135	3.43	342.2	39.7%
0.228	5.79	3	0.105	2.67	222.0	46.8%
0.228	5.79	3- 1/4	0.080	2.03	137.6	54.9%
0.226	5.74	3- 3/4	0.041	1.04	40.8	71.8%
0.225	5.72	4	0.025	0.64	16.1	81.0%
0.223	5.66	2- 1/2	0.177	4.50	548.2	31.1%
0.223	5.66	3- 1/2	0.063	1.60	91.1	60.9%
0.222	5.64	4	0.028	0.71	20.2	78.9%
0.220	5.59	3- 3/4	0.047	1.19	53.8	68.1%
0.219	5.56	2- 1/4	0.225	5.72	817.1	24.3%

# SQUARE MESH WIRE CLOTH

## by decimal opening

\*Reference List

Width of Opening		Mesh	Diameter of Wire		Weight, Pounds per 100 Sq. Ft., Steel	Open Area
Inches	Millimeters		Inches	Millimeters		
0.218	5.54	4	0.032	0.81	26.4	76.0%
0.216	5.49	2- 3/4	0.148	3.76	416.3	35.3%
0.216	5.49	3- 1/4	0.092	2.34	183.8	49.3%
0.215	5.46	4	0.035	0.89	31.7	74.0%
0.214	5.44	3- 1/2	0.072	1.83	119.8	56.1%
0.213	5.41	3	0.120	3.05	293.9	40.8%
0.213	5.41	3- 3/4	0.054	1.37	71.4	63.8%
0.209	5.31	4	0.041	1.04	43.6	69.9%
0.208	5.28	2- 1/2	0.192	4.88	654.4	27.0%
0.206	5.23	3- 1/2	0.080	2.03	148.9	52.0%
0.204	5.18	3- 3/4	0.063	1.60	97.9	58.5%
0.203	5.16	3- 1/4	0.105	2.67	242.4	43.5%
0.203	5.16	4	0.047	1.19	57.6	65.9%
0.202	5.13	2- 3/4	0.162	4.11	505.8	30.9%
0.198	5.03	3	0.135	3.43	377.6	35.3%
0.197	5.00	4- 1/2	0.025	0.64	18.1	78.6%
0.196	4.98	4	0.054	1.37	76.4	61.5%
0.195	4.95	3- 3/4	0.072	1.83	128.9	53.5%
0.194	4.93	4- 1/2	0.028	0.71	22.8	76.2%
0.194	4.93	3- 1/2	0.092	2.34	199.3	46.1%
0.193	4.90	2- 1/2	0.207	5.26	772.2	23.3%
0.190	4.83	4- 1/2	0.032	0.81	29.8	73.1%
0.188	4.78	3- 1/4	0.120	3.05	621.6	37.3%
0.187	4.75	2- 3/4	0.177	4.50	613.4	26.4%
0.187	4.75	3- 3/4	0.080	2.03	160.4	49.2%
0.187	4.75	4	0.063	1.60	104.8	56.0%
0.187	4.75	4- 1/2	0.035	0.89	35.7	70.8%
0.185	4.70	3	0.148	3.76	460.2	30.8%
0.181	4.60	3- 1/2	0.105	2.67	263.2	40.1%
0.181	4.60	4- 1/2	0.041	1.04	49.2	66.3%
0.178	4.52	4	0.072	1.83	138.2	50.7%
0.177	4.50	5	0.023	0.58	17.0	78.3%
0.175	4.45	2- 1/2	0.225	5.72	929.3	19.1%
0.175	4.45	3- 3/4	0.092	2.34	215.0	43.1%
0.175	4.45	4- 1/2	0.047	1.19	65.0	62.0%
0.175	4.45	5	0.025	0.64	20.2	76.6%
0.173	4.39	3- 1/4	0.135	3.43	414.0	31.6%
0.172	4.37	5	0.028	0.71	25.3	74.0%
0.171	4.34	3	0.162	4.11	560.4	26.3%
0.170	4.32	4	0.080	2.03	172.1	46.2%
0.168	4.27	4- 1/2	0.054	1.37	86.4	57.2%
0.168	4.27	5	0.032	0.81	33.2	70.6%
0.166	4.22	3- 1/2	0.120	3.05	349.9	33.8%
0.165	4.19	5	0.035	0.89	39.8	68.1%
0.162	4.11	3- 3/4	0.105	2.67	284.5	36.9%
0.160	4.06	3- 1/4	0.148	3.76	505.6	27.0%
0.159	4.04	4- 1/2	0.063	1.60	118.9	51.2%
0.159	4.04	5	0.041	1.04	54.9	63.2%



# SQUARE MESH WIRE CLOTH

## by decimal opening

*\*Reference List*

Width of Opening		Mesh	Diameter of Wire		Weight, Pounds per 100 Sq. Ft., Steel	Open Area
Inches	Millimeters		Inches	Millimeters		
0.159	4.04	5- 1/2	0.023	0.58	18.8	76.5%
0.158	4.01	4	0.092	2.34	231.0	39.9%
0.157	3.99	5- 1/2	0.025	0.64	22.2	74.6%
0.154	3.91	5- 1/2	0.028	0.71	27.9	71.7%
0.153	3.89	5	0.047	1.19	72.6	58.5%
0.151	3.84	3- 1/2	0.135	3.43	429.0	27.9%
0.150	3.81	4- 1/2	0.072	1.83	157.0	45.6%
0.150	3.81	5- 1/2	0.032	0.81	36.6	68.1%
0.147	3.73	3- 3/4	0.120	3.05	360.1	30.4%
0.147	3.73	6	0.020	0.51	15.5	77.8%
0.147	3.73	5- 1/2	0.035	0.89	43.9	65.4%
0.146	3.71	5	0.054	1.37	96.7	53.3%
0.145	3.68	4	0.105	2.67	306.2	33.6%
0.144	3.66	6	0.023	0.58	20.5	74.7%
0.142	3.61	4- 1/2	0.080	2.03	195.9	40.8%
0.142	3.61	6	0.025	0.64	24.3	72.6%
0.141	3.58	5- 1/2	0.041	1.04	60.7	60.1%
0.139	3.53	6	0.028	0.71	30.5	69.6%
0.138	3.51	3- 1/2	0.148	3.76	525.0	23.3%
0.137	3.48	5	0.063	1.60	133.2	46.9%
0.135	3.43	5- 1/2	0.047	1.19	80.3	55.1%
0.135	3.43	6	0.032	0.81	40.0	65.6%
0.134	3.40	6- 1/2	0.020	0.51	16.8	75.9%
0.132	3.35	3- 3/4	0.135	3.43	465.9	24.5%
0.132	3.35	6	0.035	0.89	48.1	62.7%
0.131	3.33	6- 1/2	0.023	0.58	22.3	72.5%
0.130	3.30	4	0.120	3.05	388.6	27.0%
0.130	3.30	4- 1/2	0.092	2.34	263.9	34.2%
0.129	3.28	6- 1/2	0.025	0.64	26.3	70.3%
0.128	3.25	5	0.072	1.83	176.4	41.0%
0.128	3.25	5- 1/2	0.054	1.37	107.1	49.6%
0.126	3.20	6	0.041	1.04	66.5	57.2%
0.126	3.20	6- 1/2	0.028	0.71	33.2	67.1%
0.125	3.18	7	0.018	0.46	14.6	76.6%
0.123	3.12	7	0.020	0.51	18.1	74.1%
0.122	3.10	6- 1/2	0.032	0.81	43.5	62.9%
0.120	3.05	5	0.080	2.03	220.6	36.0%
0.120	3.05	6	0.047	1.19	88.2	51.8%
0.120	3.05	7	0.023	0.58	24.0	70.6%
0.119	3.02	3- 3/4	0.148	3.76	571.3	19.9%
0.119	3.02	5- 1/2	0.063	1.60	147.9	42.8%
0.119	3.02	6- 1/2	0.035	0.89	52.3	59.8%
0.118	3.00	7	0.025	0.64	28.4	68.2%
0.117	2.97	4- 1/2	0.105	2.67	333.7	27.7%
0.115	2.92	4	0.135	3.43	503.8	21.2%
0.115	2.92	7	0.028	0.71	35.8	64.8%
0.115	2.92	7- 1/2	0.018	0.46	15.7	74.4%
0.113	2.87	6	0.054	1.37	117.7	46.0%

# SQUARE MESH WIRE CLOTH

## by decimal opening

\*Reference List

Width of Opening		Mesh	Diameter of Wire		Weight, Pounds per 100 Sq. Ft., Steel	Open Area
Inches	Millimeters		Inches	Millimeters		
0.113	2.87	6- 1/2	0.041	1.04	72.4	53.0%
0.113	2.87	7- 1/2	0.020	0.51	19.4	71.8%
0.111	2.82	7	0.032	0.81	47.0	60.4%
0.110	2.79	5- 1/2	0.072	1.83	196.3	36.6%
0.110	2.79	7- 1/2	0.023	0.58	25.8	68.1%
0.108	2.74	5	0.092	2.34	283.4	29.2%
0.108	2.74	7	0.035	0.89	56.5	57.2%
0.108	2.74	7- 1/2	0.025	0.64	30.5	65.6%
0.108	2.74	8	0.017	0.43	14.9	74.6%
0.107	2.72	6- 1/2	0.047	1.19	96.1	48.4%
0.107	2.72	8	0.018	0.46	16.8	73.3%
0.105	2.67	7- 1/2	0.028	0.71	38.4	62.0%
0.105	2.67	8	0.020	0.51	20.7	70.6%
0.104	2.64	6	0.063	1.60	163.0	38.9%
0.102	2.59	4	0.148	3.76	619.1	16.6%
0.102	2.59	4- 1/2	0.120	3.05	447.9	21.1%
0.102	2.59	5- 1/2	0.080	2.03	233.9	31.5%
0.102	2.59	7	0.041	1.04	78.4	51.0%
0.102	2.59	8	0.023	0.58	27.5	66.6%
0.101	2.57	7- 1/2	0.032	0.81	50.6	57.4%
0.101	2.57	8- 1/2	0.017	0.43	15.9	73.7%
0.100	2.54	6- 1/2	0.054	1.37	128.6	42.3%
0.100	2.54	8	0.025	0.64	32.6	64.0%
0.100	2.54	8- 1/2	0.018	0.46	17.8	72.3%
0.098	2.49	7- 1/2	0.035	0.89	60.8	54.0%
0.098	2.49	8- 1/2	0.020	0.51	22.1	69.4%
0.097	2.46	8	0.028	0.71	41.1	60.2%
0.096	2.44	7	0.047	1.19	104.2	45.2%
0.095	2.41	5	0.105	2.67	378.7	22.6%
0.095	2.41	6	0.072	1.83	216.9	32.5%
0.095	2.41	8- 1/2	0.023	0.58	29.3	65.2%
0.095	2.41	9	0.016	0.41	14.9	73.1%
0.094	2.39	9	0.017	0.43	16.8	71.6%
0.093	2.36	8	0.032	0.81	54.1	55.4%
0.093	2.36	8- 1/2	0.025	0.64	34.8	62.5%
0.093	2.36	9	0.018	0.46	18.9	70.1%
0.092	2.34	7- 1/2	0.041	1.04	84.4	47.6%
0.091	2.31	6- 1/2	0.063	1.60	169.6	35.0%
0.091	2.31	9	0.020	0.51	23.4	67.1%
0.090	2.29	5- 1/2	0.092	2.34	317.3	24.5%
0.090	2.29	8	0.035	0.89	65.1	51.8%
0.090	2.29	8- 1/2	0.028	0.71	43.8	58.5%
0.089	2.26	7	0.054	1.37	139.7	38.8%
0.089	2.26	9- 1/2	0.016	0.41	15.7	71.5%
0.088	2.24	9	0.023	0.58	31.1	62.7%
0.088	2.24	9- 1/2	0.017	0.43	17.8	69.9%
0.087	2.21	6	0.080	2.03	259.1	27.2%
0.087	2.21	9- 1/2	0.018	0.46	20.0	68.3%

# SQUARE MESH WIRE CLOTH

by decimal opening

*\*Reference List*

Width of Opening		Mesh	Diameter of Wire		Weight, Pounds per 100 Sq. Ft., Steel	Open Area
Inches	Millimeters		Inches	Millimeters		
0.086	2.18	7- 1/2	0.047	1.19	112.5	41.6%
0.086	2.18	8- 1/2	0.032	0.81	57.7	53.4%
0.086	2.18	9	0.025	0.64	36.9	59.9%
0.085	2.16	9- 1/2	0.020	0.51	24.8	65.2%
0.085	2.16	10	0.015	0.38	14.6	72.3%
0.084	2.13	8	0.041	1.04	90.6	45.2%
0.084	2.13	10	0.016	0.41	16.6	70.6%
0.083	2.11	8- 1/2	0.035	0.89	69.5	49.8%
0.083	2.11	9	0.028	0.71	46.6	55.8%
0.083	2.11	10	0.017	0.43	18.8	68.9%
0.082	2.08	6- 1/2	0.072	1.83	226.3	28.4%
0.082	2.08	9- 1/2	0.023	0.58	32.9	60.7%
0.082	2.08	10	0.018	0.46	21.1	67.2%
0.080	2.03	5	0.120	3.05	510.6	16.0%
0.080	2.03	7	0.063	1.60	184.7	31.4%
0.080	2.03	9- 1/2	0.025	0.64	39.1	57.8%
0.080	2.03	10	0.020	0.51	26.1	64.0%
0.079	2.01	7- 1/2	0.054	1.37	151.0	35.1%
0.079	2.01	9	0.032	0.81	61.4	50.6%
0.078	1.98	8	0.047	1.19	120.9	38.9%
0.077	1.96	8- 1/2	0.041	1.04	96.8	42.8%
0.077	1.96	9- 1/2	0.028	0.71	49.3	53.5%
0.077	1.96	10	0.023	0.58	34.7	59.3%
0.077	1.96	5- 1/2	0.105	2.67	448.3	17.9%
0.076	1.93	9	0.035	0.89	74.0	46.8%
0.076	1.93	11	0.015	0.38	16.1	69.9%
0.075	1.91	6	0.092	2.34	352.8	20.2%
0.075	1.91	10	0.025	0.64	41.2	56.3%
0.075	1.91	11	0.016	0.41	18.3	68.1%
0.074	1.88	6- 1/2	0.080	2.03	285.1	23.1%
0.074	1.88	11	0.017	0.43	20.7	66.3%
0.073	1.85	9- 1/2	0.032	0.81	65.1	48.1%
0.073	1.85	11	0.018	0.46	23.3	64.5%
0.072	1.83	10	0.028	0.71	52.1	51.8%
0.071	1.80	7	0.072	1.83	247.2	24.7%
0.071	1.80	8	0.054	1.37	162.7	32.3%
0.071	1.80	8- 1/2	0.047	1.19	129.4	36.4%
0.071	1.80	11	0.020	0.51	28.8	61.0%
0.070	1.78	7- 1/2	0.063	1.60	200.3	27.6%
0.070	1.78	9	0.041	1.04	103.2	39.7%
0.070	1.78	9- 1/2	0.035	0.89	78.5	44.2%
0.069	1.75	12	0.014	0.356	15.3	68.6%
0.068	1.73	10	0.032	0.81	68.8	46.2%
0.068	1.73	11	0.023	0.58	38.4	56.0%
0.068	1.73	12	0.015	0.381	17.6	66.6%
0.067	1.70	12	0.016	0.406	20.0	64.5%
0.066	1.68	11	0.025	0.64	45.6	52.7%
0.066	1.68	12	0.017	0.432	22.7	62.7%

# SQUARE MESH WIRE CLOTH

by decimal opening

*\*Reference List*

Width of Opening		Mesh	Diameter of Wire		Weight, Pounds per 100 Sq. Ft., Steel	Open Area
Inches	Millimeters		Inches	Millimeters		
0.065	1.65	10	0.035	0.89	83.1	42.3%
0.065	1.65	12	0.018	0.457	25.5	60.8%
0.064	1.63	8- 1/2	0.054	1.37	165.9	29.6%
0.064	1.63	9	0.047	1.19	138.2	33.2%
0.064	1.63	9- 1/2	0.041	1.04	109.7	37.0%
0.063	1.60	7	0.080	2.03	312.2	19.5%
0.063	1.60	11	0.028	0.71	57.8	48.0%
0.063	1.60	12	0.020	0.508	31.6	57.2%
0.063	1.60	13	0.014	0.356	16.6	67.1%
0.062	1.57	6- 1/2	0.092	2.34	389.9	16.2%
0.062	1.58	8	0.063	1.60	216.3	24.6%
0.062	1.58	13	0.015	0.381	19.1	65.0%
0.061	1.55	7- 1/2	0.072	1.83	268.7	20.9%
0.061	1.55	13	0.016	0.406	21.8	62.9%
0.061	1.55	14	0.010	0.254	9.0	72.9%
0.060	1.52	12	0.023	0.584	42.2	51.8%
0.060	1.52	13	0.017	0.432	24.6	60.8%
0.060	1.52	14	0.011	0.279	11.0	70.6%
0.059	1.50	10	0.041	1.04	116.3	34.8%
0.059	1.50	11	0.032	0.81	76.4	42.1%
0.059	1.50	13	0.018	0.457	27.7	58.8%
0.059	1.50	14	0.012	0.305	13.1	68.2%
0.058	1.47	9- 1/2	0.047	1.19	147.1	30.4%
0.058	1.47	12	0.025	0.635	50.1	48.4%
0.058	1.47	14	0.013	0.330	15.4	65.9%
0.0575	1.46	14	0.0135	0.343	16.6	64.8%
0.057	1.45	15	0.010	0.254	9.7	73.1%
0.057	1.45	9	0.054	1.37	177.4	26.3%
0.057	1.45	13	0.020	0.508	34.4	54.9%
0.057	1.45	14	0.014	0.356	17.9	63.7%
0.056	1.42	15	0.011	0.279	11.8	70.6%
0.056	1.42	11	0.035	0.89	92.4	37.9%
0.056	1.42	14	0.015	0.381	20.6	61.5%
0.055	1.40	8- 1/2	0.063	1.60	232.8	21.9%
0.055	1.40	12	0.028	711.00	63.5	43.6%
0.055	1.40	14	0.016	0.406	23.5	59.3%
0.055	1.40	15	0.012	0.305	14.1	68.1%
0.054	1.37	13	0.023	0.584	45.9	49.3%
0.054	1.37	14	0.017	0.432	26.6	57.2%
0.054	1.37	15	0.013	0.330	16.5	65.6%
0.0535	1.36	15	0.0135	0.343	17.9	64.4%
0.053	1.35	7- 1/2	0.080	2.03	340.4	15.8%
0.053	1.35	8	0.072	1.83	291.1	18.0%
0.053	1.35	10	0.047	1.19	148.4	28.1%
0.053	1.35	14	0.018	0.457	29.9	55.1%
0.053	1.35	15	0.014	0.356	19.2	63.2%
0.053	1.35	16	0.0095	0.241	9.4	71.9%
0.0525	1.33	16	0.010	0.254	10.4	70.6%

# SQUARE MESH WIRE CLOTH

## by decimal opening

*\*Reference List*

Width of Opening		Mesh	Diameter of Wire		Weight, Pounds per 100 Sq. Ft., Steel	Open Area
Inches	Millimeters		Inches	Millimeters		
0.052	1.32	13	0.025	0.635	54.7	45.7%
0.052	1.32	15	0.015	0.381	22.1	60.8%
0.051	1.30	9- 1/2	0.054	1.37	189.3	23.5%
0.051	1.30	12	0.032	0.813	84.3	37.5%
0.051	1.30	14	0.020	0.508	37.2	51.0%
0.051	1.30	15	0.016	0.406	25.3	58.5%
0.0515	1.31	16	0.011	0.279	12.6	67.9%
0.0505	1.28	16	0.012	0.305	15.0	65.3%
0.050	1.27	11	0.041	1.04	123.3	30.3%
0.050	1.27	15	0.017	0.432	28.6	56.3%
0.0495	1.26	16	0.013	0.330	17.7	62.7%
0.049	1.25	13	0.028	0.711	69.4	40.6%
0.049	1.25	15	0.018	0.457	32.2	54.0%
0.049	1.25	16	0.0135	0.343	19.1	61.5%
0.0485	1.23	16	0.014	0.356	20.6	60.2%
0.048	1.22	9	0.063	1.60	249.8	18.7%
0.048	1.22	12	0.035	0.889	102.1	33.2%
0.048	1.22	14	0.023	0.584	49.8	45.2%
0.0475	1.21	16	0.015	0.381	23.7	57.8%
0.047	1.19	15	0.020	0.508	40.1	49.7%
0.0466	1.18	18	0.009	0.229	9.5	70.4%
0.0465	1.18	16	0.016	0.406	27.1	55.4%
0.0461	1.17	18	0.0095	0.241	10.5	68.9%
0.046	1.17	8- 1/2	0.072	1.83	314.3	15.3%
0.046	1.17	10	0.054	1.37	201.5	21.2%
0.046	1.17	14	0.025	0.635	59.3	41.5%
0.0456	1.16	18	0.010	0.254	11.7	67.4%
0.0455	1.16	16	0.017	0.432	30.7	53.0%
0.045	1.14	13	0.032	0.813	92.3	34.2%
0.0446	1.13	18	0.011	0.279	14.2	64.4%
0.0445	1.13	16	0.018	0.457	34.5	50.7%
0.044	1.12	11	0.047	1.19	166.3	23.4%
0.044	1.12	15	0.023	0.584	53.7	43.6%
0.0436	1.11	18	0.012	0.305	17.0	61.6%
0.043	1.09	14	0.028	0.711	75.5	36.2%
0.0426	1.08	18	0.013	0.330	20.0	58.8%
0.0425	1.08	16	0.020	0.508	43.0	46.2%
0.0421	1.07	18	0.0135	0.343	21.6	57.4%
0.042	1.07	9- 1/2	0.063	1.60	267.3	15.9%
0.042	1.07	12	0.041	1.041	136.7	25.4%
0.042	1.07	13	0.035	0.889	106.4	29.8%
0.042	1.07	15	0.025	0.635	64.1	39.7%
0.0416	1.06	18	0.014	0.356	23.3	56.1%
0.041	1.04	20	0.009	0.229	10.5	67.2%
0.0406	1.03	18	0.015	0.381	26.8	53.4%
0.0405	1.03	20	0.0095	0.241	11.8	65.6%
0.0400	1.02	20	0.010	0.254	13.1	64.0%
0.0396	1.01	18	0.016	0.406	30.7	50.8%

# SQUARE MESH WIRE CLOTH

## by decimal opening

*\*Reference List*

Width of Opening		Mesh	Diameter of Wire		Weight, Pounds per 100 Sq. Ft., Steel	Open Area
Inches	Millimeters		Inches	Millimeters		
0.0395	1.00	16	0.023	0.584	57.7	39.9%
0.0390	0.99	9	0.072	1.83	338.2	12.3%
0.0390	0.99	14	0.032	0.813	100.5	29.8%
0.0390	0.99	15	0.028	0.711	77.6	34.2%
0.0390	0.99	20	0.011	0.279	15.9	60.8%
0.0386	0.98	18	0.017	0.432	34.8	48.3%
0.038	0.97	20	0.012	0.305	19.0	57.8%
0.0376	0.96	18	0.018	0.457	39.2	45.8%
0.0375	0.95	16	0.025	0.635	68.9	36.0%
0.037	0.94	20	0.013	0.330	22.4	54.8%
0.037	0.94	10	0.063	1.60	285.4	13.7%
0.037	0.94	11	0.054	1.37	226.9	16.6%
0.0365	0.93	20	0.0135	0.343	24.2	53.3%
0.0365	0.93	22	0.009	0.229	11.6	64.5%
0.036	0.91	12	0.047	1.19	185.1	18.7%
0.036	0.91	13	0.041	1.041	150.6	21.9%
0.036	0.91	14	0.035	0.889	116.1	25.4%
0.036	0.91	20	0.014	0.356	26.1	51.8%
0.036	0.91	22	0.0095	0.241	13.0	62.7%
0.0356	0.90	18	0.020	0.508	49.0	41.1%
0.0355	0.90	22	0.010	0.254	14.4	61.0%
0.0350	0.89	15	0.032	0.813	103.6	27.6%
0.0350	0.89	20	0.015	0.381	30.1	49.0%
0.0345	0.88	22	0.011	0.279	17.5	57.6%
0.0345	0.88	16	0.028	0.711	83.6	30.5%
0.0342	0.87	24	0.0075	0.191	8.8	67.4%
0.0340	0.86	20	0.016	0.406	34.4	46.2%
0.0337	0.86	24	0.008	0.203	10.0	65.4%
0.0335	0.85	22	0.012	0.305	21.0	54.3%
0.0332	0.84	24	0.0085	0.216	11.3	63.5%
0.0330	0.84	20	0.017	0.432	39.1	43.6%
0.0327	0.83	24	0.009	0.229	12.7	61.6%
0.0326	0.83	18	0.023	0.584	66.0	34.4%
0.0325	0.83	22	0.013	0.330	24.8	51.1%
0.0322	0.82	24	0.0095	0.241	14.2	59.7%
0.0320	0.81	22	0.0135	0.343	26.8	49.6%
0.0320	0.81	15	0.035	0.889	126.2	23.0%
0.0320	0.81	20	0.018	0.457	44.1	41.0%
0.0317	0.81	24	0.010	0.254	15.8	57.9%
0.0315	0.80	22	0.014	0.356	28.9	48.0%
0.0310	0.79	26	0.0075	0.191	9.5	65.0%
0.0307	0.78	24	0.011	0.279	19.2	54.3%
0.0306	0.78	18	0.025	0.635	75.0	30.3%
0.0305	0.78	16	0.032	0.813	111.9	23.8%
0.0305	0.78	22	0.015	0.381	33.4	45.0%
0.0305	0.78	26	0.008	0.203	10.9	62.9%
0.030	0.76	14	0.041	1.041	165.0	17.6%
0.030	0.76	20	0.020	0.508	55.2	36.0%

# SQUARE MESH WIRE CLOTH

## by decimal opening

*\*Reference List*

Width of Opening		Mesh	Diameter of Wire		Weight, Pounds per 100 Sq. Ft., Steel	Open Area
Inches	Millimeters		Inches	Millimeters		
0.0300	0.76	26	0.0085	0.216	12.3	60.8%
0.0297	0.75	24	0.012	0.305	23.0	50.8%
0.0295	0.75	22	0.016	0.406	38.2	42.1%
0.0295	0.75	26	0.009	0.229	13.8	58.8%
0.0290	0.74	26	0.0095	0.241	15.5	56.9%
0.0287	0.73	24	0.013	0.330	27.2	47.4%
0.0285	0.72	26	0.010	0.254	17.2	54.9%
0.0285	0.72	22	0.017	0.432	43.5	39.3%
0.0282	0.72	24	0.0135	0.343	29.4	45.8%
0.0282	0.716	28	0.0075	0.191	10.3	62.3%
0.0277	0.70	24	0.014	0.356	31.8	44.2%
0.0277	0.70	28	0.008	0.203	11.8	60.2%
0.0276	0.70	18	0.028	0.711	96.1	24.7%
0.0275	0.70	16	0.035	0.889	136.6	19.4%
0.0275	0.70	22	0.018	0.457	49.1	36.6%
0.0275	0.70	26	0.011	0.279	20.9	51.1%
0.0272	0.69	28	0.0085	0.216	13.3	58.0%
0.0270	0.69	20	0.023	0.584	70.8	29.2%
0.0267	0.68	24	0.015	0.381	36.7	41.1%
0.0267	0.68	28	0.009	0.229	15.0	55.9%
0.0265	0.67	26	0.012	0.305	25.1	47.5%
0.0262	0.67	28	0.0095	0.241	16.7	53.8%
0.0260	0.66	15	0.041	1.041	180.0	15.2%
0.0258	0.66	30	0.0075	0.191	11.1	59.9%
0.0257	0.65	24	0.016	0.406	42.1	38.0%
0.0257	0.65	28	0.010	0.254	18.6	51.8%
0.0255	0.65	22	0.020	0.508	58.5	31.5%
0.0255	0.65	26	0.013	0.330	29.7	44.0%
0.0253	0.64	30	0.008	0.203	12.6	57.6%
0.0250	0.64	26	0.0135	0.343	32.1	42.3%
0.0250	0.64	20	0.025	0.635	85.0	25.0%
0.0248	0.63	30	0.0085	0.216	14.3	55.4%
0.0247	0.63	28	0.011	0.279	22.7	47.8%
0.0247	0.63	24	0.017	0.432	48.0	35.1%
0.0245	0.62	26	0.014	0.356	34.7	40.6%
0.0243	0.62	30	0.009	0.229	16.1	53.1%
0.0243	0.62	32	0.007	0.178	10.3	60.5%
0.0238	0.61	30	0.0095	0.241	18.0	51.0%
0.0238	0.61	32	0.0075	0.191	11.8	58.0%
0.0237	0.60	24	0.018	0.457	51.5	32.4%
0.0237	0.60	28	0.012	0.305	27.2	44.0%
0.0236	0.60	18	0.032	0.813	129.4	18.0%
0.0235	0.60	26	0.015	0.381	40.2	37.3%
0.0233	0.59	32	0.008	0.203	13.5	55.6%
0.0233	0.59	30	0.010	0.254	20.0	48.9%
0.0228	0.58	32	0.0085	0.216	15.3	53.2%
0.0227	0.58	28	0.013	0.330	32.2	40.4%
0.0225	0.57	22	0.023	0.584	79.3	24.5%

# SQUARE MESH WIRE CLOTH

## by decimal opening

*\*Reference List*

Width of Opening		Mesh	Diameter of Wire		Weight, Pounds per 100 Sq. Ft., Steel	Open Area
Inches	Millimeters		Inches	Millimeters		
0.0225	0.57	26	0.016	0.406	46.1	34.2%
0.0223	0.57	30	0.011	0.279	24.5	44.8%
0.0223	0.57	32	0.009	0.229	17.3	50.9%
0.0222	0.56	28	0.0135	0.343	34.9	38.6%
0.0220	0.56	20	0.028	0.711	109.3	19.4%
0.0218	0.55	32	0.0095	0.241	19.3	48.7%
0.0217	0.55	24	0.020	0.508	64.8	27.1%
0.0217	0.55	28	0.014	0.356	37.7	36.9%
0.0216	0.55	35	0.007	0.178	11.3	57.2%
0.0215	0.55	16	0.041	1.041	195.6	11.8%
0.0215	0.55	26	0.017	0.432	52.6	31.2%
0.0213	0.54	30	0.012	0.305	29.4	40.8%
0.0213	0.54	32	0.010	0.254	21.5	46.5%
0.0211	0.54	35	0.0075	0.191	13.0	54.5%
0.0207	0.53	28	0.015	0.381	43.7	33.6%
0.0206	0.52	18	0.035	0.889	158.4	13.7%
0.0206	0.52	35	0.008	0.203	14.9	52.0%
0.0205	0.52	22	0.025	0.635	95.4	20.3%
0.0205	0.52	26	0.018	0.457	56.6	28.4%
0.0203	0.52	30	0.013	0.330	34.8	37.1%
0.0203	0.52	32	0.011	0.279	26.3	42.2%
0.0201	0.51	35	0.0085	0.216	16.9	49.5%
0.0198	0.50	30	0.0135	0.343	37.8	35.3%
0.0197	0.50	28	0.016	0.406	50.3	30.4%
0.0196	0.50	35	0.009	0.229	19.0	47.1%
0.0193	0.49	30	0.014	0.356	40.8	33.5%
0.0193	0.49	32	0.012	0.305	31.6	38.1%
0.0193	0.49	38	0.007	0.178	12.3	53.8%
0.0191	0.49	35	0.0095	0.241	21.3	44.7%
0.0188	0.48	38	0.0075	0.191	14.2	51.0%
0.0187	0.48	24	0.023	0.584	88.2	20.1%
0.0187	0.48	28	0.017	0.432	54.5	27.4%
0.0186	0.47	35	0.010	0.254	23.7	42.4%
0.0185	0.47	26	0.020	0.508	71.3	23.1%
0.0183	0.47	32	0.013	0.330	37.5	34.3%
0.0183	0.47	38	0.008	0.203	16.3	48.4%
0.0183	0.47	30	0.015	0.381	47.4	30.1%
0.0180	0.46	20	0.032	0.813	147.9	13.0%
0.0180	0.46	40	0.007	0.178	13.0	51.8%
0.0178	0.45	38	0.0085	0.216	18.5	45.8%
0.0178	0.45	32	0.0135	0.343	40.7	32.4%
0.0177	0.45	28	0.018	0.457	61.8	24.6%
0.0176	0.45	35	0.011	0.279	29.0	37.9%
0.0175	0.45	22	0.028	0.711	132.2	14.8%
0.0175	0.45	40	0.0075	0.191	15.0	49.0%
0.0173	0.44	30	0.016	0.406	51.8	26.9%
0.0173	0.44	32	0.014	0.356	44.0	30.6%
0.0173	0.44	38	0.009	0.229	20.8	43.2%



# SQUARE MESH WIRE CLOTH

## by decimal opening

*\*Reference List*

Width of Opening		Mesh	Diameter of Wire		Weight, Pounds per 100 Sq. Ft., Steel	Open Area
Inches	Millimeters		Inches	Millimeters		
0.0170	0.43	40	0.008	0.203	17.2	46.2%
0.0168	0.43	38	0.0095	0.241	23.3	40.8%
0.0167	0.42	24	0.025	0.635	106.4	16.1%
0.0166	0.42	35	0.012	0.305	35.0	33.8%
0.0165	0.42	40	0.0085	0.216	19.5	43.6%
0.0163	0.41	30	0.017	0.432	59.2	23.9%
0.0163	0.41	32	0.015	0.381	48.6	27.2%
0.0163	0.41	38	0.010	0.254	26.0	38.4%
0.0160	0.41	40	0.009	0.229	22.0	41.0%
0.0156	0.40	35	0.013	0.330	41.6	29.8%
0.0155	0.39	40	0.0095	0.241	24.7	38.4%
0.0153	0.39	32	0.016	0.406	56.0	24.0%
0.0153	0.39	38	0.011	0.279	31.9	33.8%
0.0151	0.38	35	0.0135	0.343	45.2	27.9%
0.0150	0.38	40	0.010	0.254	27.6	36.0%
0.0148	0.38	42	0.009	0.229	23.3	38.6%
0.0147	0.37	45	0.0075	0.191	17.1	43.8%
0.0146	0.37	35	0.014	0.356	46.5	26.1%
0.0143	0.36	38	0.012	0.305	38.5	29.5%
0.0143	0.36	42	0.0095	0.241	26.1	36.1%
0.0142	0.36	45	0.0080	0.203	19.6	40.8%
0.0140	0.36	40	0.011	0.279	33.8	31.4%
0.0138	0.35	42	0.010	0.254	29.2	33.6%
0.0137	0.35	45	0.0085	0.216	22.3	38.0%
0.0136	0.35	35	0.015	0.381	54.1	22.7%
0.0133	0.34	38	0.013	0.330	43.6	25.5%
0.0132	0.34	45	0.009	0.229	25.2	35.3%
0.0130	0.33	40	0.012	0.305	40.9	27.0%
0.0128	0.33	38	0.0135	0.343	47.3	23.7%
0.0128	0.33	42	0.011	0.279	35.8	28.9%
0.0127	0.32	45	0.0095	0.241	28.3	32.7%
0.0126	0.32	35	0.016	0.406	62.4	19.4%
0.0125	0.32	50	0.0075	0.191	19.2	39.1%
0.0123	0.31	38	0.014	0.356	51.3	21.8%
0.0122	0.31	45	0.010	0.254	31.6	30.1%
0.0120	0.31	40	0.013	0.330	48.8	23.0%
0.0120	0.31	50	0.008	0.203	22.1	36.0%
0.0118	0.30	42	0.012	0.305	43.4	24.6%
0.0115	0.29	40	0.0135	0.343	53.0	21.2%
0.0115	0.29	50	0.0085	0.216	25.1	33.1%
0.0112	0.28	45	0.011	0.279	36.9	25.4%
0.0112	0.28	55	0.007	0.178	18.5	37.9%
0.0110	0.28	50	0.009	0.229	28.4	30.3%
0.0108	0.27	42	0.013	0.330	51.8	20.6%
0.0107	0.27	55	0.0075	0.191	21.4	34.6%
0.0107	0.27	60	0.006	0.152	14.7	41.2%
0.0105	0.27	50	0.0095	0.241	32.0	27.6%
0.0103	0.26	42	0.0135	0.343	53.5	18.7%

# SQUARE MESH WIRE CLOTH

## by decimal opening

*\*Reference List*

Width of Opening		Mesh	Diameter of Wire		Weight, Pounds per 100 Sq. Ft., Steel	Open Area
Inches	Millimeters		Inches	Millimeters		
0.0102	0.26	45	0.012	0.305	44.8	21.1%
0.0102	0.26	55	0.008	0.203	24.6	31.5%
0.0102	0.26	60	0.0065	0.165	17.4	37.5%
0.0100	0.25	50	0.010	0.254	34.0	25.0%
0.0097	0.25	55	0.0085	0.216	28.1	28.5%
0.0097	0.25	60	0.007	0.178	20.4	33.9%
0.0092	0.23	45	0.013	0.330	53.6	17.1%
0.0092	0.23	55	0.009	0.229	30.2	25.6%
0.0092	0.23	60	0.0075	0.191	23.7	30.5%
0.0090	0.23	50	0.011	0.279	42.0	20.3%
0.0089	0.23	65	0.0065	0.165	19.1	33.5%
0.0087	0.22	55	0.0095	0.241	34.0	22.9%
0.0087	0.22	60	0.008	0.203	27.3	27.2%
0.0084	0.21	65	0.007	0.178	22.4	29.8%
0.0083	0.21	70	0.006	0.152	17.5	33.8%
0.0082	0.21	55	0.010	0.254	38.2	20.3%
0.0082	0.21	60	0.0085	0.216	29.6	24.2%
0.0080	0.20	50	0.012	0.305	51.1	16.0%
0.0079	0.20	65	0.0075	0.191	26.0	26.4%
0.0078	0.20	70	0.0065	0.165	20.8	29.8%
0.0077	0.20	60	0.009	0.229	33.5	21.3%
0.0075	0.19	80	0.005	0.127	13.8	36.0%
0.0073	0.19	75	0.006	0.152	19.0	30.0%
0.0073	0.19	70	0.007	0.178	23.3	26.1%
0.0072	0.18	55	0.011	0.279	47.3	15.7%
0.0072	0.18	60	0.0095	0.241	37.9	18.7%
0.0070	0.18	80	0.0055	0.140	16.9	31.4%
0.0070	0.18	100	0.003	0.076	....	49.0%
0.0068	0.17	75	0.0065	0.165	22.6	26.0%
0.0068	0.17	70	0.0075	0.191	27.1	22.7%
0.0067	0.17	60	0.010	0.254	42.6	16.2%
0.0065	0.17	80	0.006	0.152	20.4	27.0%
0.0065	0.17	100	0.0035	0.089	8.3	42.3%
0.0063	0.16	75	0.007	0.178	25.3	22.3%
0.0063	0.16	70	0.008	0.203	31.3	19.4%
0.0061	0.16	90	0.005	0.127	15.8	30.1%
0.0060	0.15	80	0.0065	0.165	23.2	23.0%
0.0060	0.15	100	0.004	0.102	11.0	36.0%
0.0058	0.15	70	0.0085	0.216	35.8	16.5%
0.0057	0.15	60	0.011	0.279	52.9	11.7%
0.0056	0.14	90	0.0055	0.140	18.4	25.4%
0.0055	0.14	80	0.007	0.178	27.4	19.4%
0.0055	0.14	100	0.0045	0.114	14.2	30.3%
0.0053	0.14	70	0.009	0.229	40.7	13.8%
0.0051	0.13	90	0.006	0.152	22.4	21.1%
0.0050	0.13	80	0.0075	0.191	31.9	16.0%
0.0050	0.13	100	0.005	0.127	17.0	25.0%

# STAINLESS STEEL WIRE MARKET GRADE

MESH	WIRE DIA.	OPENING	% OPEN AREA
2	0.063	0.437	76.4
3	0.054	0.279	70.1
4	0.0475	0.2023	65.9
4	0.063	0.187	56.0
5	0.041	0.159	63.2
6	0.0348	0.1318	62.7
7	0.035	0.108	57.2
8	0.0286	0.0964	60.2
10	0.0258	0.0742	56.3
11	0.018	0.073	64.5
12	0.0230	0.0603	51.8
14	0.0204	0.0510	51.0
16	0.0181	0.0445	50.7
18	0.0173	0.0386	48.3
20	0.0162	0.0340	46.2
24	0.0140	0.0277	44.2
30	0.0128	0.0203	37.1
35	0.0118	0.0176	37.9
40	0.0104	0.0150	36.0
50	0.0090	0.0110	30.3
60	0.0075	0.0092	30.5
80	0.0055	0.0070	31.4
100	0.0045	0.0055	30.3
120	0.0037	0.0046	30.5
150	0.0026	0.0041	37.9
180	0.0023	0.0033	34.7
200	0.0021	0.0029	33.6
250	0.0016	0.0024	36.0
270	0.0016	0.0021	32.0
325	0.0014	0.0017	30.5
400	0.0010	0.0015	36.0
500	0.0010	0.0010	25.0

# STAINLESS STEEL TENSIL BOLTING CLOTH

Meshes per Lineal Inch	DIAMETER OF WIRES		WIDTH OF OPENING		OPEN AREA	Meshes per Lineal Inch	DIAMETER OF WIRES		WIDTH OF OPENING		OPEN AREA
	Inches	Millimeters	Inches	Millimeters			Inches	Millimeters	Inches	Millimeters	
14	0.009	0.228	0.0620	1.59	76.4%	60	0.0045	0.1143	0.0122	0.31	53.3%
16	0.009	0.229	0.0535	1.36	73.3%	62	0.0045	0.1143	0.0166	0.295	51.7%
18	0.009	0.229	0.0466	1.18	70.2%	64	0.0045	0.1143	0.0111	0.282	50.7%
20	0.009	0.229	0.0410	1.04	67.2%						
						70	0.0037	0.094	0.0106	0.269	54.9%
22	0.0075	0.191	0.0380	0.965	69.7%	72	0.0037	0.094	0.0102	0.259	53.8%
24	0.0075	0.191	0.0342	0.860	67.2%	74	0.0037	0.094	0.0098	0.219	52.7%
26	0.0075	0.191	0.0310	0.787	64.8%						
						76	0.0037	0.094	0.0095	0.241	51.7%
28	0.0075	0.191	0.0282	0.716	62.4%	78	0.0037	0.094	0.0091	0.231	50.6%
30	0.0065	0.165	0.0268	0.681	64.8%	80	0.0037	0.094	0.0088	0.224	49.6%
32	0.0065	0.165	0.0248	0.630	62.7%						
						84	0.0035	0.089	0.0084	0.213	49.8%
34	0.0065	0.165	0.0229	0.582	60.7%	88	0.0035	0.089	0.0079	0.201	47.9%
36	0.0065	0.165	0.0213	0.541	58.7%	90	0.0035	0.089	0.0076	0.193	47.8%
38	0.0065	0.165	0.0198	0.503	56.7%						
						94	0.0035	0.089	0.0071	0.181	45.0%
40	0.0065	0.165	0.0185	0.470	54.8%	105	0.003	0.076	0.0065	0.165	46.9%
42	0.0055	0.127	0.0183	0.465	59.1%	120	0.0025	0.064	0.0058	0.147	47.3%
44	0.0055	0.127	0.0172	0.437	57.4%						
						145	0.0022	0.056	0.0047	0.119	46.4%
46	0.0055	0.127	0.0162	0.411	55.8%	165	0.0019	0.048	0.0042	0.107	47.1%
48	0.0055	0.127	0.0153	0.389	54.2%	180	0.0018	0.046	0.0038	0.107	46.0%
50	0.0055	0.127	0.0145	0.368	52.6%						
						200	0.0016	0.041	0.034	0.086	46.2%
52	0.0055	0.127	0.0137	0.348	51.0%	230	0.0014	0.03	0.029	0.074	46.0%
54	0.0055	0.127	0.0130	0.330	49.4%	300	0.0012	0.031	0.0021	0.054	40.5%
58	0.0045	0.1143	0.0127	0.323	54.6%						


# STAINLESS MILL GRADE WIRE CLOTH

Meshes per Lineal Inch	Width of Opening Inches	Diameter of Wire Inches	Open Area	Meshes per Lineal Inch	Width of Opening Inches	Diameter of Wire Inches	Open Area
2	0.446	0.054	79.6%	22	0.032	0.0135	49.6%
3	0.292	0.041	76.7%	24	0.0287	0.013	47.4%
4	0.215	0.035	74.0%	26	0.0275	0.011	51.1%
5	0.168	0.032	70.6%	28	0.0257	0.010	51.8%
6	0.139	0.028	69.6%	30	0.0238	0.0095	51.0%
7	0.115	0.028	64.8%	32	0.0223	0.009	50.9%
8	0.100	0.025	64.0%	34	0.0204	0.009	48.1%
9	0.088	0.023	62.7%	36	0.0188	0.009	45.8%
10	0.080	0.020	64.0%	38	0.0178	0.0085	45.8%
12	0.065	0.018	60.8%	40	0.0165	0.0085	43.6%
14	0.054	0.017	57.2%	45	0.0142	0.008	40.8%
16	0.0465	0.016	55.4%	50	0.0125	0.0075	39.1%
18	0.4106	0.015	53.4%	55	0.0112	0.007	37.9%
20	0.0360	0.014	51.8%	60	0.0102	0.0065	37.5%

# CLEAR OPENING SCREENS

## CUSTOM WOVEN WIRE

Our screening panels are constructed to meet your exact needs. We specialize in weaving coarse and fine mesh cloth to standard and custom specifications. In addition, we provide a variety of gauges while offering high-carbon, oil-tempered and stainless steel screens at very competitive prices. Be assured your screen will arrive on time, we work hard to stay on schedule so you don't have to wait!



*Over 55 Years of Excellence*

## MIDWESTERN INDUSTRIES, INC.



# CLEAR OPENING SCREENS

Size of Opening	Diameter of Wires - Inches	Open Area	Grades	Weight, Lbs. per Sq. Ft.
4" Square Opening	1.000	64.0%	Heavy	13.06
	0.750	70.9%	Medium Heavy	7.68
	0.625	74.8%	Medium	5.46
	0.500	79.0%	Medium Light	3.58
	0.4375	81.3%		2.77
	0.375	83.6%		2.07
	0.3125	86.0%		1.45
3 3/4" Square Opening	1.000	62.3%	Heavy	13.77
	0.750	69.4%	Medium Heavy	8.11
	0.625	73.5%	Medium	5.77
	0.500	77.9%	Medium Light	3.79
	0.4375	80.2%		2.94
	0.375	82.6%		2.19
	0.3125	85.2%		1.54
3 1/2" Square Opening	0.750	67.8%	Heavy	8.60
	0.625	72.0%	Medium Heavy	6.13
	0.500	76.6%	Medium	4.03
	0.4375	79.0%	Medium Light	3.13
	0.375	81.6%		2.33
	0.3125	84.3%		1.65
3 1/4" Square Opening	0.750	66.0%	Heavy	9.16
	0.625	70.3%	Medium Heavy	6.54
	0.500	75.0%	Medium	4.31
	0.4375	77.6%	Medium Light	3.35
	0.375	80.4%		2.50
	0.3125	83.2%		1.76
3" Square Opening	0.750	64.0%	Heavy	9.79
	0.625	68.5%	Medium Heavy	7.00
	0.500	73.5%	Medium	4.62
	0.4375	76.2%	Medium Light	3.59
	0.375	79.0%		2.68
	0.3125	82.0%		1.90
	0.250	85.2%		1.23

# CLEAR OPENING SCREENS

Size of Opening	Diameter of Wires - Inches	Open Area	Grades	Weight, Lbs. per Sq. Ft.	
<b>2 3/4"</b>  Square Opening	0.750	61.7%		10.52	
	0.625	66.4%	Heavy	7.54	
	0.500	71.6%	Medium Heavy	4.98	
	0.4375	74.4%	Medium	3.88	
	0.375	77.4%	Medium Light	2.90	
	0.3125 0.250	80.6% 84.0%		2.05 1.34	
<b>2 1/2"</b>  Square Opening	0.625	64.0%	Heavy	8.16	
	0.500	69.4%	Medium Heavy	5.41	
	0.4375	72.4%	Medium	4.22	
	0.375	75.6%	Medium Light	3.16	
	0.3125 0.250	79.0% 82.6%		2.24 1.46	
	<b>2 1/4"</b>  Square Opening	0.625	61.2%	Heavy	8.90
0.500		66.9%	Medium Heavy	5.91	
0.4375		70.1%	Medium	4.62	
0.375		73.4%	Medium Light	3.46	
0.3125 0.250 0.225 0.207		77.1% 81.0% 82.6% 83.9%		2.46 1.61 1.31 1.12	
<b>2"</b>  Square Opening		0.625	58.0%	Heavy	9.79
		0.500	64.0%	Medium Heavy	6.53
		0.4375	67.3%		5.11
	0.375	70.9%	Medium	3.84	
	0.3125	74.8%	Medium Light	2.73	
	0.250 0.225 0.207 0.192	79.0% 80.8% 82.1% 83.2%		1.79 1.46 1.25 1.08	
	<b>1 3/4"</b>  Square Opening	0.500	60.5%	Heavy	7.29
		0.4375	64.0%	Medium Heavy	5.71
		0.375	67.8%	Medium	4.30
0.3125		71.9%	Medium Light	3.07	
0.250		76.6%		2.02	

Continued...

\*Reference List

# CLEAR OPENING SCREENS

Size of Opening	Diameter of Wires - Inches	Open Area	Grades	Weight, Lbs. per Sq. Ft.
<b>1 3/4"</b> Square Opening	0.225	78.5%		1.65
	0.207	80.0%		1.41
	0.192	81.2%		1.22
<b>1 1/2"</b> Square Opening	0.500	56.3%	Heavy	8.25
	0.4375	59.9%		6.48
	0.375	64.0%	Medium Heavy	4.90
	0.3125	68.5%	Medium	3.50
	0.250	73.4%	Medium Light	2.31
	0.225	75.6%		1.89
	0.207	77.2%		1.62
<b>1 3/8"</b> Square Opening	0.192	78.6%		1.40
	0.4375	57.5%	Heavy	6.95
	0.375	61.6%	Medium Heavy	5.26
	0.3125	66.5%	Medium	3.77
	0.250	71.5%	Medium Light	2.49
	0.225	73.9%		2.04
	0.207	75.6%		1.75
	0.192	77.0%		1.52
	0.177	78.5%		1.30
	0.162	80.0%		1.10
<b>1 1/4"</b> Square Opening	0.148	81.5%		0.92
	0.135	82.9%		0.78
	0.4375	54.8%	Heavy	7.50
	0.375	59.2%	Medium Heavy	5.69
	0.3125	64.0%	Medium	4.08
	0.250	69.4%	Medium Light	2.70
	0.225	71.8%		2.22
	0.207	73.6%		1.90
	0.192	75.1%		1.65
	0.177	76.7%		1.42
<b>1 1/8"</b> Square Opening	0.162	78.4%		1.20
	0.148	79.9%		1.01
	0.135	81.5%		0.85
	0.375	55.0%	Heavy	6.19
	0.3125	61.0%	Medium Heavy	4.45
	0.250	67.0%	Medium	2.96
	0.225	69.6%	Medium Light	2.43
	0.207	71.3%		2.08
<b>1 1/8"</b> Square Opening	0.192	73.0%		1.81

Continued...



# CLEAR OPENING SCREENS

Size of Opening	Diameter of Wires - Inches	Open Area	Grades	Weight, Lbs. per Sq. Ft.
<b>1 1/8"</b> Square Opening	0.177	74.7%		1.55
	0.162	76.4%		1.32
	0.148	78.1%		1.11
	0.135	79.7%		0.93
<b>1"</b> Square Opening	0.375	52.9%	Heavy	6.79
	0.3125	58.0%	Medium Heavy	4.90
	0.250	64.0%	Medium	3.26
	0.225	66.6%	Medium Light	2.69
	0.207	68.6%		2.31
	0.192	70.4%		2.01
	0.177	72.2%		1.72
	0.162	74.0%		1.46
	0.148	75.9%		1.23
	0.135	77.6%		1.04
0.120	79.7%		0.83	
<b>7/8"</b> Square Opening	0.375	49.0%		7.52
	0.3125	54.3%	Heavy	5.44
	0.250	60.5%	Medium Heavy	3.64
	0.225	63.3%	Medium	3.01
	0.207	65.3%	Medium Light	2.58
	0.192	67.2%		2.25
	0.177	69.2%		1.93
	0.162	71.2%		1.64
	0.148	73.5%		1.38
	0.135	75.1%		1.17
0.120	77.3%		0.93	
<b>3/4"</b> Square Opening	0.375	44.4%		8.44
	0.3125	48.9%	Heavy	6.13
	0.250	56.3%	Medium Heavy	4.12
	0.225	59.2%		3.41
	0.207	61.4%	Medium	2.93
	0.192	63.4%	Medium Light	2.56
	0.177	65.5%		2.20
	0.162	67.6%		1.87
	0.148	69.8%		1.58
	0.135	71.8%		1.33
	0.120	74.3%		1.07
	0.105	76.9%		0.83
	0.092	79.3%		0.65

\*Reference List

# CLEAR OPENING SCREENS

Size of Opening	Diameter of Wires - Inches	Open Area	Grades	Weight, Lbs. per Sq. Ft.
5/8"  Square Opening	0.3125	44.4%		7.03
	0.250	51.0%	Heavy	4.76
	0.225	54.0%	Medium Heavy	3.94
	0.207	56.4%		3.40
	0.192	58.5%	Medium	2.97
	0.177	60.7%	Medium Light	2.56
	0.162	63.1%		2.18
	0.148	65.4%		1.85
	0.135	67.6%		1.56
	0.120	70.3%		1.25
	0.105	73.4%		0.98
	0.092	76.0%		0.76
9/16"  Square Opening	0.250	47.9%		5.19
	0.225	50.7%	Heavy	4.31
	0.207	53.4%		3.72
	0.192	55.0%	Medium Heavy	3.26
	0.177	57.6%	Medium	2.81
	0.162	61.0%	Medium Light	2.40
	0.148	62.7%		2.04
	0.135	65.0%		1.72
	0.120	67.9%		1.38
	0.105	71.0%		1.08
	0.092	73.8%		0.85
	0.080	76.6%		0.65
0.072	78.5%		0.53	
0.063	80.9%		0.41	
1/2"  Square Opening	0.375	32.7%		11.19
	0.3125	37.9%		8.24
	0.250	44.4%		5.62
	0.225	47.5%		4.68
	0.207	49.8%	Heavy	4.04
	0.192	52.2%	Medium Heavy	3.54
	0.177	54.5%	Medium	3.06
	0.162	57.1%	Medium Light	2.61
	0.148	59.5%		2.22
	0.135	62.0%		1.88
	0.120	65.0%		1.51
	0.105	68.3%		1.18
	0.092	71.3%		0.93
	0.080	74.3%		0.71
	0.072	76.4%		0.58
	0.063	78.9%		0.45

# CLEAR OPENING SCREENS

Size of Opening	Diameter of Wires - Inches	Open Area	Grades	Weight, Lbs. per Sq. Ft.
7/16"  Square Opening	0.250	40.5%		6.19
	0.225	43.6%		5.16
	0.207	46.0%		4.47
	0.192	48.3%	Heavy	3.92
	0.177	50.7%	Medium Heavy	3.40
	0.162	53.2%	Medium	2.90
	0.148	55.8%	Medium Light	2.47
	0.135	58.4%		2.09
	0.120	61.5%		1.69
	0.105	65.0%		1.33
	0.092	68.3%		1.04
	0.080	71.5%		0.80
	0.072	73.7%		0.66
	0.063	76.4%		0.51
3/8"  Square Opening	0.250	36.0%		6.89
	0.225	39.0%		5.77
	0.207	41.5%		5.00
	0.192	43.8%		4.39
	0.177	46.1%	Heavy	3.82
	0.162	48.7%	Medium Heavy	3.27
	0.148	51.4%	Medium	2.79
	0.135	54.1%	Medium Light	2.37
	0.120	57.4%		1.92
	0.105	61.0%		1.51
	0.092	64.5%		1.18
	0.080	67.9%		0.91
	0.072	70.4%		0.75
	0.063	73.3%		0.59
0.054	76.4%		0.44	
5/16"  Square Opening	0.192	38.4%		5.00
	0.177	40.8%		4.36
	0.162	43.4%	Heavy	3.74
	0.148	46.0%	Medium Heavy	3.20
	0.135	48.8%	Medium	2.72
	0.120	52.2%	Medium Light	2.21
	0.105	56.0%		1.74
	0.092	59.6%		1.37
	0.080	63.4%		1.07
	0.072	66.1%		0.88
	0.063	69.3%		0.69
	0.054	72.7%		0.51

# CLEAR OPENING SCREENS

Size of Opening	Diameter of Wires - Inches	Open Area	Grades	Weight, Lbs. per Sq. Ft.
1/4"  Square Opening	0.207	29.9%		6.59
	0.192	32.0%		5.82
	0.177	34.3%		5.08
	0.162	36.8%		4.38
	0.148	39.4%	Heavy	3.76
	0.135	42.2%	Medium Heavy	3.21
	0.120	45.6%	Medium	2.62
	0.105	49.6%	Medium Light	2.07
	0.092	53.4%		1.64
	0.080	57.4%		1.28
	0.072	60.3%		1.06
	0.063	63.8%		0.83
	0.054	67.6%		0.62
0.047	70.9%		0.48	
3/16"  Square Opening	0.162	28.8%		5.30
	0.148	31.3%		4.57
	0.135	33.8%	Heavy	3.92
	0.120	37.2%	Medium Heavy	3.22
	0.105	41.1%		2.56
	0.092	45.1%	Medium	2.04
	0.080	49.1%	Medium Light	1.60
	0.072	52.2%		1.33
	0.063	56.0%		1.05
	0.054	60.3%		0.79
	0.047	63.9%		0.62
0.041	67.3%		0.48	
5/32"  Square Opening	0.120	32.2%	Heavy	3.64
	0.105	36.9%	Medium Heavy	2.95
	0.092	39.9%		2.36
	0.080	43.5%	Medium	1.86
	0.072	48.1%		1.56
	0.063	51.2%	Medium Light	1.23
	0.054	53.3%		0.94
	0.047	58.5%		0.73
0.041	63.2%		0.55	

# CLEAR OPENING SCREENS

Size of Opening	Diameter of Wires - Inches	Open Area	Grades	Weight, Lbs. per Sq. Ft.
1/8" Square Opening	0.105	29.5%	Heavy	3.37
	0.092	33.4%	Medium Heavy	2.71
	0.080	37.2%		2.15
	0.072	40.2%	Medium	1.79
	0.063	44.2%		1.43
	0.054	48.7%	Medium Light	1.09
	0.047	52.8%		0.85
	0.041	56.7%		0.67
	0.035	61.0%		0.50
3/32" Square Opening	0.080	29.6%	Heavy	2.48
	0.072	32.5%		2.18
	0.063	35.0%	Medium Heavy	1.66
	0.054	38.8%		1.35
	0.047	45.2%	Medium	1.05
	0.041	47.6%	Medium Light	0.83
	0.035	51.8%		0.65
1/16" Square Opening	0.063	24.6%	Heavy	2.15
	0.054	29.6%		1.67
	0.047	33.2%	Medium Heavy	1.40
	0.041	37.0%	Medium	1.11
	0.035	42.3%	Medium Light	0.83

\*Reference List

# U.S. STANDARD SIEVE SERIES FOR WIRE CLOTH

## U.S. STANDARD SIEVE SERIES FOR WIRE CLOTH

Sieve Designation		Nominal Sieve Opening, in.	Permissible Variation of Average Opening from the Standard Sieve Designation	Maximum Opening Size for Not More than 5 percent of Openings	Maximum Individual Opening	Nominal Wire Diameter, mm
Standard	Alternative					
125 mm	5 in.	5	±3.7 mm	130.0 mm	130.9 mm	8.00
106 mm	4.24 in.	4.24	±3.2 mm	110.2 mm	111.1 mm	6.30
100 mm	4 in.	4	±3.0 mm	104.0 mm	104.8 mm	6.30
90 mm	3½ in.	3.5	±2.7 mm	93.6 mm	94.4 mm	6.30
75 mm	3 in.	3	±2.2 mm	78.1 mm	78.7 mm	6.30
63 mm	2½ in.	2.5	±1.9 mm	65.6 mm	66.2 mm	5.60
53 mm	2.12 in.	2.12	±1.6 mm	55.2 mm	55.7 mm	5.00
50 mm	2 in.	2	±1.5 mm	52.1 mm	52.6 mm	5.00
45 mm	1¾ in.	1.75	±1.4 mm	46.9 mm	47.4 mm	4.50
37.5 mm	1½ in.	1.5	±1.1 mm	39.1 mm	39.5 mm	4.50
31.5 mm	1¼ in.	1.25	±1.0 mm	32.9 mm	33.2 mm	4.00
26.5 mm	1.06 in.	1.06	±0.8 mm	27.7 mm	28.0 mm	3.55
25.0 mm	1 in.	1	±0.8 mm	26.1 mm	26.4 mm	3.55
22.4 mm	7/8 in.	0.875	±0.7 mm	23.4 mm	23.7 mm	3.55
19.0 mm	¾ in.	0.750	±0.6 mm	19.9 mm	20.1 mm	3.15
16.0 mm	5/8 in.	0.625	±0.5 mm	16.7 mm	17.0 mm	3.15
13.2 mm	0.530 in.	0.530	±0.41 mm	13.83 mm	14.05 mm	2.80
12.5 mm	½ in.	0.500	±0.39 mm	13.10 mm	13.31 mm	2.50
11.2 mm	7/16 in.	0.438	±0.35 mm	11.75 mm	11.94 mm	2.50
9.5 mm	3/8 in.	0.375	±0.30 mm	9.97 mm	10.16 mm	2.24
8.0 mm	5/16 in.	0.312	±0.25 mm	8.41 mm	8.58 mm	2.00
6.7 mm	0.265 in.	0.265	±0.21 mm	7.05 mm	7.20 mm	1.80
6.3 mm	¼ in.	0.250	±0.20 mm	6.64 mm	6.78 mm	1.80
5.6 mm	No. 3½	0.223	±0.18 mm	5.90 mm	6.04 mm	1.60
4.75 mm	No. 4	0.187	±0.15 mm	5.02 mm	5.14 mm	1.60
4.00 mm	No. 5	0.157	±0.13 mm	4.23 mm	4.35 mm	1.40
3.35 mm	No. 6	0.132	±0.11 mm	3.55 mm	3.66 mm	1.25
2.80 mm	No. 7	0.110	±0.095 mm	2.975 mm	3.070 mm	1.12
2.36 mm	No. 8	0.0937	±0.080 mm	2.515 mm	2.600 mm	1.00
2.00 mm	No. 10	0.0787	±0.070 mm	2.135 mm	2.215 mm	0.900
1.70 mm	No. 12	0.0661	±0.060 mm	1.820 mm	1.890 mm	0.800
1.40 mm	No. 14	0.0555	±0.050 mm	1.505 mm	1.565 mm	0.710
1.18 mm	No. 16	0.0469	±0.045 mm	1.270 mm	1.330 mm	0.630
1.00 mm	No. 18	0.0394	±0.040 mm	1.080 mm	1.135 mm	0.560
850 µm	No. 20	0.0331	±35 µm	925 µm	970 µm	0.500
710 µm	No. 25	0.0278	±30 µm	775 µm	815 µm	0.450
600 µm	No. 30	0.0234	±25 µm	660 µm	695 µm	0.400
500 µm	No. 35	0.0197	±20 µm	550 µm	585 µm	0.315
425 µm	No. 40	0.0165	±19 µm	471 µm	502 µm	0.280
355 µm	No. 45	0.0139	±16 µm	396 µm	426 µm	0.224
300 µm	No. 50	0.0117	±14 µm	337 µm	363 µm	0.200
250 µm	No. 60	0.0098	±12 µm	283 µm	306 µm	0.160
212 µm	No. 70	0.0083	±10 µm	242 µm	263 µm	0.140
180 µm	No. 80	0.0070	±9 µm	207 µm	227 µm	0.125
150 µm	No. 100	0.0059	±8 µm	174 µm	192 µm	0.100
125 µm	No. 120	0.0049	±7 µm	147 µm	163 µm	0.090
106 µm	No. 140	0.0041	±6 µm	126 µm	141 µm	0.071
90 µm	No. 170	0.0035	±5 µm	108 µm	122 µm	0.063
75 µm	No. 200	0.0029	±5 µm	91 µm	103 µm	0.050
63 µm	No. 230	0.0025	±4 µm	77 µm	89 µm	0.045
53 µm	No. 270	0.0021	±4 µm	66 µm	76 µm	0.036
45 µm	No. 325	0.0017	±3 µm	57 µm	66 µm	0.032
38 µm	No. 400	0.0015	±3 µm	48 µm	57 µm	0.030

# TABLES - MILLIMETERS, FRACTIONS AND DECIMALS

Fraction	Decimal	Millimeter
1/64	0.0156	0.397
1/32	0.0313	0.794
	0.0394	1.000
3/64	0.0469	1.191
1/16	0.0625	1.588
5/64	0.0781	1.984
	0.0787	2.000
3/32	0.0938	2.381
7/64	0.1094	2.778
	0.1181	3.000
1/8	0.1250	3.175
9/64	0.1406	3.572
5/32	0.1563	3.969
	0.1575	4.000
11/64	0.1719	4.366
3/16	0.1875	4.763
	0.1969	5.000
13/64	0.2031	5.159
7/32	0.2188	5.556
15/64	0.2344	5.953
	0.2362	6.000
1/4	0.2500	6.350
17/64	0.2656	6.747
	0.2756	7.000
9/32	0.2813	7.144
19/64	0.2969	7.541
5/16	0.3125	7.938
	0.3150	8.000
21/64	0.3281	8.334
11/32	0.3438	8.731
	0.3543	9.000
23/64	0.3594	9.128
3/8	0.3750	9.525
25/64	0.3906	9.922
	0.3937	10.000
13/32	0.4063	10.319
27/64	0.4219	10.716
	0.4331	11.000
7/16	0.4375	11.113
29/64	0.4531	11.509
15/32	0.4688	11.906
	0.4724	12.000
31/64	0.4844	12.303
1/2	0.5000	12.700
	0.5118	13.000

Fraction	Decimal	Millimeter
33/64	0.5156	13.097
17/32	0.5313	13.494
35/64	0.5469	13.891
	0.5512	14.000
9/16	0.5625	14.288
37/64	0.5781	14.684
	0.5906	15.000
19/32	0.5938	15.081
39/64	0.6094	15.478
5/8	0.6250	15.875
	0.6299	16.000
41/64	0.6406	16.272
21/32	0.6563	16.669
	0.6693	17.000
43/64	0.6719	17.066
11/16	0.6875	17.463
45/64	0.7031	17.859
	0.7087	18.000
23/32	0.7188	18.256
47/64	0.7344	18.653
	0.7480	19.000
3/4	0.7500	19.050
49/64	0.7656	19.447
25/32	0.7813	19.844
	0.7874	20.000
51/64	0.7969	20.241
13/16	0.8125	20.638
	0.8268	21.000
53/64	0.8281	21.034
27/32	0.8438	21.431
55/64	0.8594	21.828
	0.8661	22.000
7/8	0.8750	22.225
57/64	0.8906	22.622
	0.9055	23.000
29/32	0.9063	23.019
59/64	0.9219	23.416
15/16	0.9375	23.813
	0.9449	24.000
61/64	0.9531	24.209
31/32	0.9688	24.606
	0.9843	25.000
63/64	0.9844	25.003
1	1.0000	25.400



























1 millimeter = .039370 inch

1 centimeter = .393704 inch

1 decimeter = 3.93704 inches

1 meter = 39.370432 inches = 3.28 feet

# WIRE GAUGE | WEIGHT AND MEASURES

			Wire Gauge		Iron & Steel	
			No.	Decimal Equiv.	Ft./Lb.	Lb./Ft.
.4375			00	0.331	3.422	0.2922
.3750			0	0.307	3.991	0.2506
			1	0.283	4.681	0.2136
			2	0.263	5.441	0.1838
.3125			3	0.250	6.313	0.1584
			4	0.225	7.386	0.1354
			5	0.207	8.75	0.1143
.283			6	0.192	10.17	0.09832
			7	0.177	11.97	0.08356
.263			8	0.162	14.29	0.07
			9	0.148	17.05	0.05866
			10	0.135	20.57	0.04861
.250			11	0.120	25.82	0.03873
			12	0.105	33.69	0.02969
.225			13	0.092	44.78	0.02233
			14	0.080	58.58	0.01707
.207			15	0.072	72.32	0.01383
			16	0.063	95.98	0.01042
.192			17	0.054	128.6	0.007778
			18	0.047	166.2	0.006018
.177			19	0.041	223.0	0.004484
			20	0.035	309.6	0.00323
.162			21	0.032	373.1	0.00268
			22	0.028	458.4	0.002182
.148			23	0.025	563.3	0.001775
			24	0.023	708.7	0.001411
.135			25	0.020	900.9	0.00111
			26	0.018	1144	0.000874
.120			27	0.017	1253	0.000798
			28	0.016	1429	0.0007
.105			29	0.015	1666	0.0006
			30	0.014	1913	0.000523
.092			31	0.0135	2152	0.000465
			32	0.013	2288	0.000437
.080			33	0.011	2693	0.000371
			34	0.010	3466	0.000289
.072			35	0.0095	4154	0.000241
			36	0.009	4629	0.000216
.063			37	0.0085	5189	0.000193
			38	0.008	5858	0.000171
.054			39	0.0075	6665	0.00015
.047						
.041						
.035						
.032						



## MICRON TABLES

A micron is 1/1000 mm (0.00003937")... To the average naked eye only particle sizes as small as 40 microns (.00157") are visible. When extremely fine woven cloth covering a range from about 40 to 2 microns (nominal) is woven, the number of holes per square inch may be upward of 1-3/4 million.

These fine meshes are used predominately for filter elements employed in fluid power systems for the purpose of removing any impurities...Because of its hard working properties and also its corrosion resistance, Stainless Steel Woven Wire is generally used.

Micron	Inches
1	0.00003937
2	0.00007874
3	0.0001181
4	0.0001574
5	0.0001968
6	0.0002362
7	0.0002756
8	0.0003149
9	0.0003543
10	0.0003937
11	0.000433
12	0.000472
13	0.000512
14	0.000551
15	0.000591
16	0.00063
17	0.000669
18	0.000709
19	0.000748
20	0.000787

Micron	Inches
21	0.000827
22	0.000866
23	0.000906
24	0.000945
25	0.000984
26	0.001024
27	0.001063
28	0.001102
29	0.001142
30	0.001181
40	0.001575
50	0.001969
60	0.002362
70	0.002756
80	0.003150
90	0.003543
100	0.003937
150	0.005906
200	0.007874
300	0.011811

# WIRE MESH COMPARISON CHART

Approx. Microns	US		TENSIL BOLTING CLOTH				MILL GRADE			MARKET GRADE						
	MM	Sieve	OPG.	Tyler Sieve Equiv.	MESH	OPG.	WIRE	%OA	MESH	OPG.	WIRE	%OA	MESH	OPG.	WIRE	%OA
25000	25.0	1"	1.00													
19000	19.0	3/4"	.750													
16000	16.0	5/8"	.625													
14288	14.3	9/16"	.562													
12500	12.5	1/2"	.500													
11200	11.2	7/16"	.438					2	.446	.054	79.6	2	.437	.063	76.4	
9500	9.5	3/8"	.375													
8000	8.0	5/16"	.312													
6300	6.3	1/4"	.250					3	.292	.041	76.7	3	.279	.054	70.1	
5600	5.6	3.5	.223	3.5				4	.215	.035	74.0	4	.2023	.0475	65.9	
4750	4.75	4	.187	4								4	.187	.063	56.0	
4000	4.0	5	.157	5				5	.168	.032	70.6	5	.159	.041	63.2	
3350	3.35	6	.132	6				6	.139	.028	69.6	6	.132	.0348	62.7	
2800	2.80	7	.110	7				7	.115	.028	64.8	7	.108	.035	57.2	
2360	2.36	8	.0937	8				8	.100	.025	64.0	8	.0964	.0286	60.2	
2000	2.0	10	.0787	9				9	.088	.023	62.7	10	.0742	.0258	56.3	
1854	1.85							10	.080	.020	64.0	11	.073	.018	64.5	
1700	1.7	12	.0661	10	14	.062	.009	76.4	12	.065	.018	60.8	12	.0603	.023	51.8
1400	1.4	14	.0555	12	16	.0535	.009	73.3	14	.054	.017	57.2	14	.051	.0204	51.0
1180	1.18	16	.0469	14	18	.0466	.009	70.2	16	.0465	.016	55.4	16	.0445	.0181	50.7
1041	1.04				20	.0410	.009	67.2								
1000	1.0	18	.0394	16	22	.0380	.0075	69.7	18	.0406	.015	53.4	18	.0386	.0173	48.3
850	.85	20	.0331	20	24	.0342	.0075	69.2	20	.0360	.014	51.8	20	.034	.0162	46.2
787	.787				26	.0310	.0075	64.8	22	.0320	.0135	49.6				
710	.71	25	.0278	24	28	.0282	.0075	62.4	24	.0287	.013	47.4	24	.0277	.014	44.2
681	.681				30	.0268	.0065	64.8	26	.0275	.011	51.1				
630	.63				32	.0248	.0065	62.7	28	.0275	.010	51.8				
600	.60	30	.0234	28	34	.0229	.0065	60.7	30	.0238	.0095	51.0				
541	.541				36	.0213	.0065	58.7	32	.0223	.009	50.9				
500	.50	35	.0197	32	38	.0198	.0065	56.7	34	.0204	.009	48.1	30	.0203	.0128	37.1
470	.47				40	.0185	.0065	54.8	36	.0188	.009	45.8				
465	.465				42	.0183	.0055	59.1	38	.0178	.0085	45.8				
437	.437				44	.0172	.0055	57.4					35	.0176	.0118	37.9
425	.425	40	.0165	35	46	.0162	.0055	55.8	40	.0165	.0085	43.6				

# WIRE MESH COMPARISON CHART

Approx. Microns	TENSIL BOLTING CLOTH			MILL GRADE			MARKET GRADE								
	US Sieve	OPG.	Eqiv. MESH	OPG.	WIRE	%OA	OPG.	WIRE	%OA	OPG.	WIRE	%OA			
389	.389		48	.0153	.0055	54.2				40	.0150	.0104	36.0		
368	.368		50	.0145	.0055	52.6									
355	.355	45	.0139	42	52	.0137	.0055	51.0	45	.0142	.008	40.8			
330	.33			54	.0130	.0055	49.4								
323	.323			58	.0127	.0045	54.6								
310	.31			60	.0122	.0045	53.3	50	.0125	.0075	39.1				
300	.30	50	.0117	48	62	.0116	.0045	51.7	55	.0112	.007	37.9			
282	.282			64	.0111	.0045	50.7					50	.0110	.0090	30.3
270	.27			70	.0106	.0037	54.9								
260	.26			72	.0102	.0037	53.8								
250	.25	60	.0098	60	74	.0098	.0037	52.7	60	.0102	.0065	37.5			
241	.241			76	.0095	.0037	51.7								
231	.231			78	.0091	.0037	50.6					60	.0092	.0075	30.5
224	.224			80	.0088	.0037	49.6								
212	.212	70	.0083	65	84	.0084	.0035	49.8							
200	.20			88	.0079	.0035	47.9								
193	.193			90	.0076	.0035	47.8								
180	.18	80	.0070	80	94	.0071	.0035	45.0				80	.0070	.0055	31.4
165	.165			105	.0065	.0030	46.9								
150	.15	100	.0059	100	120	.0058	.0025	47.3				100	.0055	.0045	30.3
125	.125	120	.0049	115	145	.0047	.0022	46.4				120	.0046	.0037	30.5
106	.106	140	.0041	150	165	.0042	.0019	47.1				150	.0041	.0026	37.9
90	.090	170	.0035	170	200	.0034	.0016	46.2				180	.0033	.0023	34.7
75	.075	200	.0029	200	230	.0029	.0014	46.0				200	.0029	.0021	33.6
63	.063	230	.0025	250								250	.0024	.0016	36.0
53	.053	270	.0021	270	300	.0021	.0012	40.5				270	.0021	.0016	32.2
45	.045	325	.0017	325								325	.0017	.0014	30.5
38	.038	400	.0015	400								400	.0015	.0010	36.0
25	.025	500	.0010									500	.0010	.0010	25.0
20	.020	635	.0008									635	.0008	.0008	25.0

**REDUCE YOUR PARTICLE PROCESSING COSTS  
WITH THESE MIDWESTERN PRODUCTS.**



MIDWESTERN'S UNIQUELY DESIGNED MULTI-VIB MOUNTS TWO COUNTER-ROTATING MOTORS THAT CREATES A LINEAL MOTION. THE LIFT AND THROUGH ACTION MAKES IT SUITABLE FOR FINER SCREENING AND THE COMPACT DESIGN WHILE ACHIEVING THE SAME RESULTS AS LARGER COUNTERPARTS.



THE RUGGEDLY DESIGNED MEV INCORPORATES A PARALLEL-ARC CONFIGURATION AND CREATES AN ELLIPTICAL MOTION CONVEYING MATERIAL DOWN THE CHUTES. THE MEV FEATURES END-TENSIONING TO SIMPLIFY AND LOWER THE COST OF CHANGING SCREEN PANELS.



SCREEN EFFICIENCY IS OFTEN AFFECTED BY WET WEATHER OR MOISTURE IN THE MATERIAL BEING PROCESSED. SCREEN HEATING HEATS THE WIRE ENOUGH TO KEEP THE DAMP MATERIALS FROM ADHERING TO THE WIRE. SCREEN HEATING CAN BE EASILY FITTED TO ANY MIDWESTERN UNIT AS WELL AS OTHER MODELS.

**AND MUCH, MUCH MORE!**



TOLL FREE  
**877-4-SIZING**  
(877-474-9464)

[WWW.MIDWESTERNIND.COM](http://WWW.MIDWESTERNIND.COM)

- Established in 1953 -



## FREE TESTING

OUR 10,000 SQUARE-FOOT MATERIALS TESTING LAB FEATURES A WIDE ARRAY OF FULL-SCALE SCREENING EQUIPMENT TO SIMULATE ACTUAL SCREENING CONDITIONS FOR OUR CUSTOMERS. ONE OF THE INDUSTRY'S FINEST, OUR TEST FACILITY IS STAFFED BY EXPERIENCED APPLICATION SPECIALISTS, WHO ARE ALWAYS AVAILABLE TO DISCUSS YOUR SCREENING NEEDS.

## LOCATIONS

**HEADQUARTERS**  
P.O. Box 810  
MASSILLON, OH 44648  
T: 330-837-4203  
F: 330-837-4210

**SOUTHERN FACILITY**  
P.O. Box 10157  
MACON, GA 31297  
T: 478-781-8725  
F: 478-781-8746

Quality and Service  
at its BEST!

Call Today to see how  
Midwestern can improve your  
screening process.

Toll Free  
**877-4-SIZING**  
(877-474-9464)

[WWW.MIDWESTERNIND.COM](http://WWW.MIDWESTERNIND.COM)

