

# MWS45/50/55 Series

## FEATURES

- High pressure, Triplex Plunger Pump, available in 3 flows
- Low-high pressure packing design with integrated cooling system
- Vertically fitted suction/delivery valves featuring new sperical design of sealing areas
- Splash lubrication
- External gear box
- Includes drain/priming valve
- F2152 kit allows for easy adaptation to MSS mounting pattern
- Gear ratios: 1500 RPM=1.876:1, 1800 RPM=2.238:1, 2200=2.722:1



## MATERIALS

- Pump body in cast iron
- Manifold made of spheroidal cast iron, nickel treated
- Forged steel connecting rods with antifriction bearings
- Crankshaft made of nitrided, hardened and tempered alloy steel
- Light alloy plunger guides, nickel treated
- Solid ceramic plungers
- Stainless steel valves

## COMMON SPECIFICATIONS

- Maximum Inlet Pressure: ..... 45 PSI
- Maximum Fluid Temperature: ..... \*140° F
- Inlet Port Thread: ..... 2-1/2" NPT-F
- Discharge Port Thread: ..... 1-1/4" NPT-F
- Shaft Diameter (w/gearbox): ..... 1.969"/50 mm
- Stroke: ..... 2.756"/70 mm
- Pump Dimensions: ..... 29.5" x 23" x 14.5"
- Crankcase Oil Capacity: ..... 304.3 oz. (9 liters)  
..... (use GP Series 220 Oil)
- Shipping Weight: ..... 540 lbs./244 kg

Product Group: V

\*Please consult technical guide or GP Sales Representative for Temperature/Inlet Pressure Information.

Note: All models come standard with crankshaft on right side (when facing manifold), specify "L" after part number when ordering left hand version.

For continuous duty applications please contact General Pump Sales Personnel.

MODEL	GPM/LPM	PSI/BAR	RPM	BORE	HP
MWS45A	70.5GPM/267 LPM	2500 PSI/172 BAR	1500/1800/2200 RPM	1.771 in./45 mm	107.0
MWS50A	87.2 GPM/330 LPM	2000 PSI/138 BAR	1500/1800/2200 RPM	1.968 in./50 mm	107.0
MWS55A	105.4 GPM/399 LPM	1450 PSI/100 BAR	1500/1800/2200 RPM	2.165 in./55 mm	104.0

Volumes are theoretical at 100% volumetric efficiency.

## How to order/Examples of Part Numbers:

### When ordering with gear box:

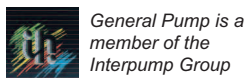


So the Part Number in the Above Example: **MWS50A15L1**  
 (Model is MWS50A, with an RPM of 1500, gear box positioned on left side of pump, in the first position.)

## DRIVE OPTIONS

- "F" version features flushing option
- "G" version suitable for pumping high-temperature glycols (up to 140° F)
- "N" version available with duplex F51 Stainless Steel manifold and 17-4 SS valves
- "R" version suitable for recycled water and run dry applications
- Available with or without gear box
- SAE-J 744-C hollow shaft P.T.O. for direct mount hydraulic drive available

Ref 300854 Rev B  
06-12



## ACCESSORIES

### REGULATORS

#### ■ RV3

53.0-132.0 GPM  
4350-6500 PSI



#### ■ RX3

120.0-132.0 GPM  
1450-4350 PSI  
Stainless Steel



#### ■ PN3

79.0-111.0 GPM  
3500-4350 PSI



### GUNS / LANCES

#### ■ ZP87SSL19/39/19S/39S

15.85 GPM  
8700 PSI



#### ■ YG7221/L31-YG7221/51

21.0 GPM  
7250 PSI



#### ■ YRL56L

8.0 GPM  
5650 PSI



### SAFETY DEVICES

#### ■ SV3

132.0 GPM  
1450-4350 PSI



#### ■ SX3

132.0 GPM  
2900-4350 PSI



### PULSATION DAMPENERS

#### ■ A15

105.6 GPM  
4750 PSI



#### ■ A15X

105.6 GPM  
2150 PSI  
316 SS



### MISCELLANEOUS

#### ■ 320001/ 320003

3000/5000 PSI  
Pressure  
Gauge



#### ■ 190600

Priming Drain  
Valve Kit



#### ■ 639276

125.0 GPM  
50/297  
Mesh/Micron  
Filter



#### ■ 190448

Oil Drain Kit



#### ■ F2152

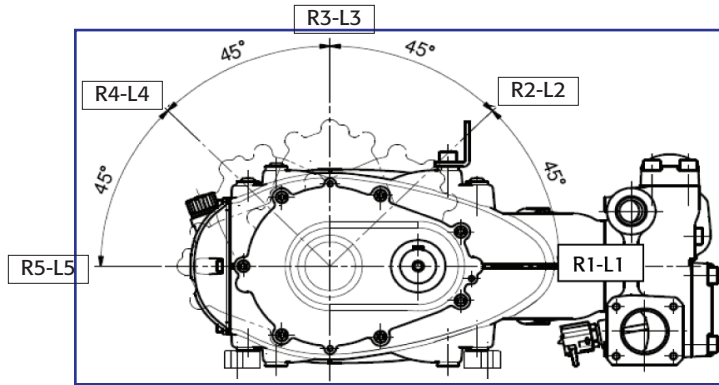
Rails for  
MSS Footprint



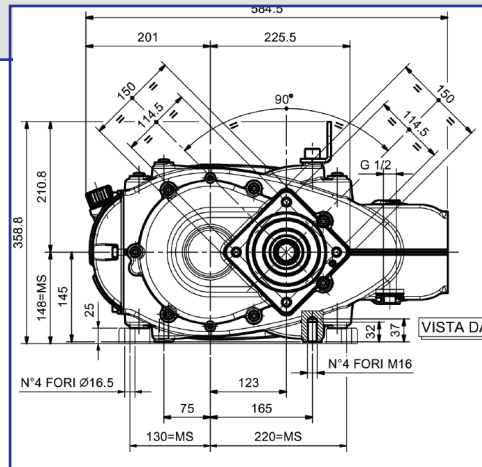
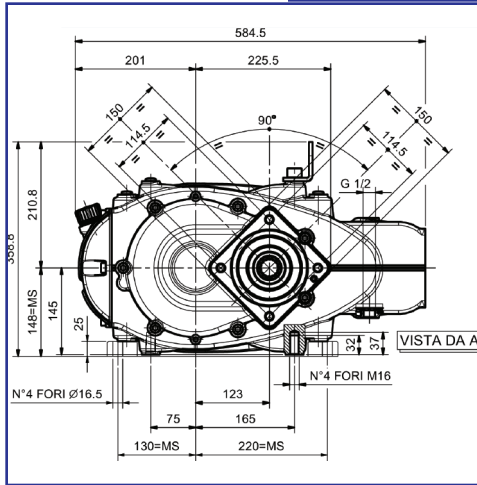
# MWS45/50/55 series

## Technical Details

### DRIVE OPTIONS

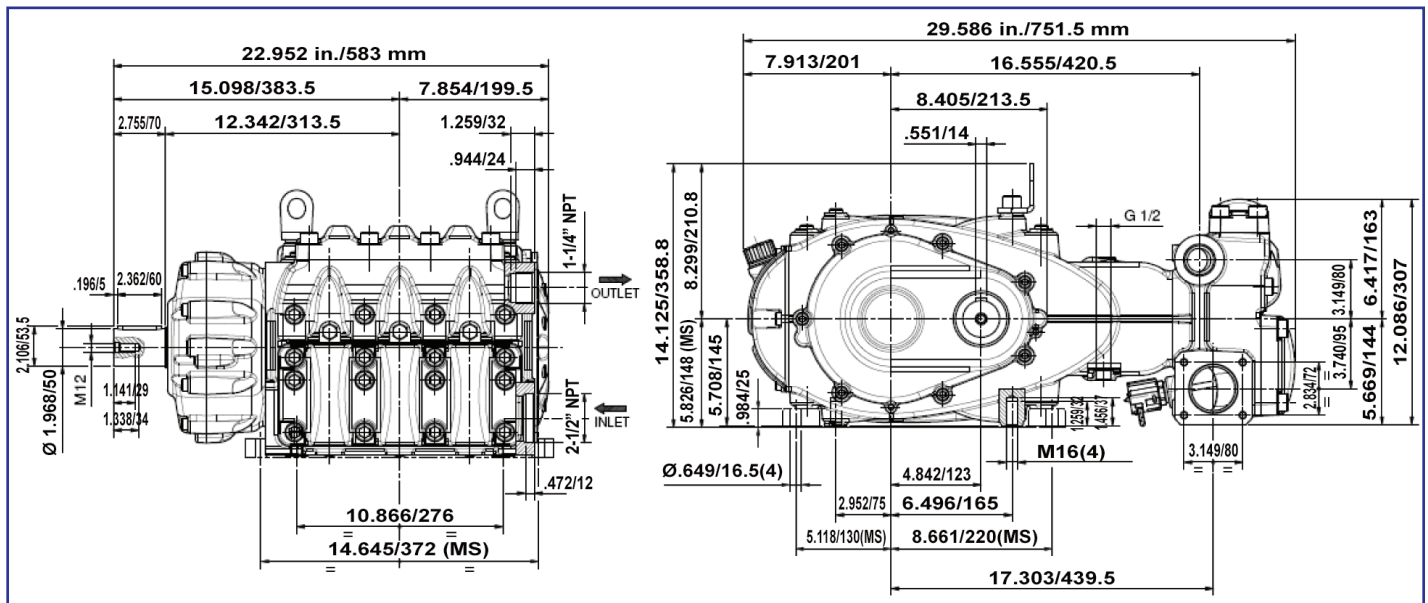


- L** Gear box on the left side
- R** Gear box on the right side
- L1** Gear box is shown in position L1 (left side, 0° angle)



SAE-J 744-C hydraulic bell housing and flexible coupler.

### OVERALL DIMENSIONS



**Note:** Pump Includes the Following:

**F1201 - Inlet Blank Flange**

**F1232 - 2-1/2" NPT-F Inlet Flange**

**Set of (3) F20030170 Priming/Drain Valves**

Ref 300854 Rev B  
06-12

**GENERAL PUMP** 1174 Northland Drive • Mendota Heights, MN 55120

Phone: 651.686.2199 • Fax: 800.535-1745 • e-mail: sales@gpcompanies.com • www.generalpump.com

