

110 SERIES

The **110 Series Dual Disk Brake**, named for its **eleven inch** diameter disks, offers high performance in a **torque range from 19 lb-inches up to 6,210 lb-inches**.

The 110 Series Brake delivers the precise torque range needed for a particular application by allocating actuation of just the number of cylinders needed, from **one up to six**.



OPTIONS

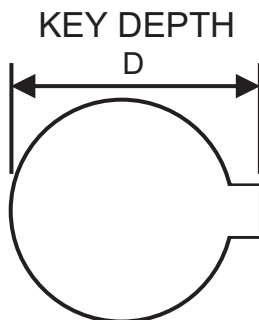
- **Mounting Adapter (MA)**. A plate connecting adjacent actuator assemblies. Reduces the quantity of mounting bolts needed.
- **Metric Mounting Bolt (MMB)**. Metric mounting bolts for the actuators.
- **Non-Standard Key (NSK)**. For shafts having a different sized key other than the standardized ones usually used.
- **Reduced Area Piston (RA)**. Reduces torque produced to 31% of normal.

ACCESSORIES

- **Mounting Plate** - Flat plate for mounting the brake and guard if used.
- **Guard** - Safety device to prevent people or objects from touching brake when in motion or hot.
- **Guard Blocks** - Allows installation of guard without mounting plate.
- **Valve Assembly** - Controls air supply for actuators.

SPECIFICATIONS:

Disk/Hub Inertia	22.2 Slug-in ²
Max. Torque	6,210 in-lbs.
Disk/Hub Weight	54.9 lbs.
Max. Ship Wt.	80 lbs.
Min. Shaft. Length	7.3 in.

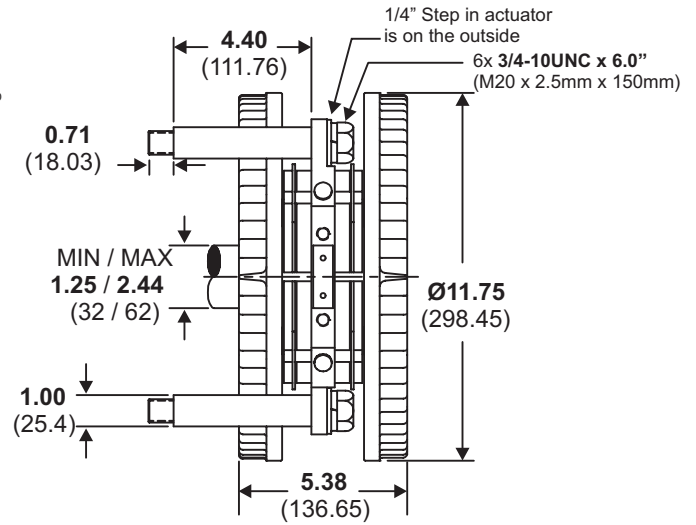
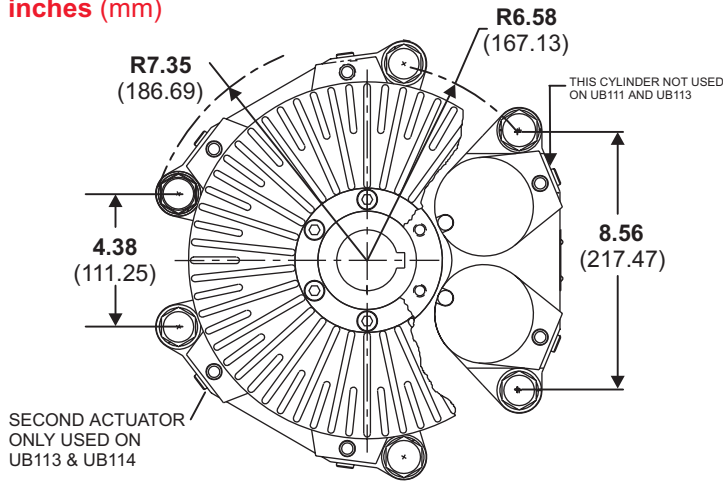


TORQUE CAPACITY, LB-IN (N-M)				
Torque Capacity at 75psi (5.17 bar)				
BRAKE SIZE		PAD COEFFICIENT OF FRICTION		
SERIES	# OF CYLINDERS	0.10 (#1) LB-IN (N-M)	0.20 (#2) LB-IN (N-M)	0.45 (#4) LB-IN (N-M)
110	1	230 (26)	460 (52)	1040 (117)
	2	460 (52)	920 (104)	2070 (234)
	3	690 (78)	1380 (156)	3110 (351)
	4	920 (104)	1840 (208)	4140 (468)
	5	1150 (130)	2300 (260)	5180 (584)
	6	1380 (156)	2760 (312)	6210 (702)

	STANDARD HUB BORE AND KEY DIMENSIONS					
	ENGLISH			METRIC		
	BORE	KEY	DEPTH (D)	BORE	KEY	DEPTH (D)
110 SERIES	1.250	1/4	1.367	32	10	35.3
	1.313	5/16	1.455	35	10	38.3
	1.375	5/16	1.518	38	10	41.3
	1.438	3/8	1.605	40	12	43.3
	1.500	3/8	1.669	42	12	45.3
	1.563	3/8	1.732	45	14	48.8
	1.625	3/8	1.796	48	14	51.8
	1.688	3/8	1.859	50	14	53.8
	1.750	3/8	1.922	52	16	56.3
	1.813	1/2	2.032	55	16	59.3
	1.875	1/2	2.096	58	16	62.3
	1.938	1/2	2.160	60	18	64.4
	2.000	1/2	2.223	62	18	66.4
	2.063	1/2	2.287			
	2.125	1/2	2.350			
	2.188	1/2	2.414			
2.250	1/2	2.477				
2.313	5/8	2.587				
2.375	5/8	2.651				
2.438	5/8	2.714				

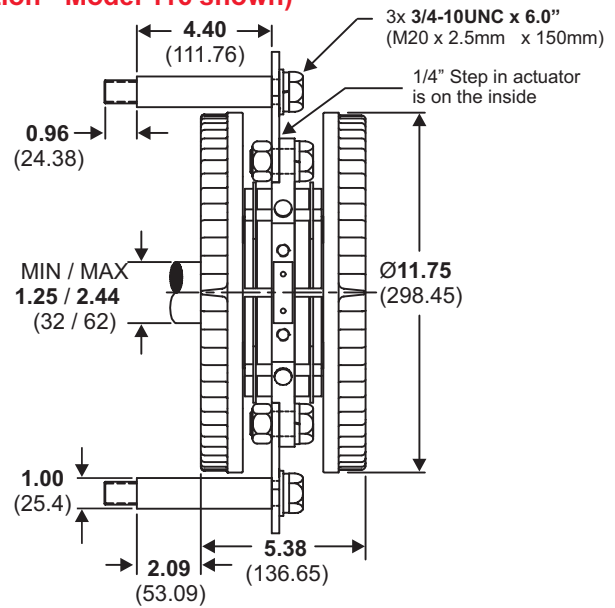
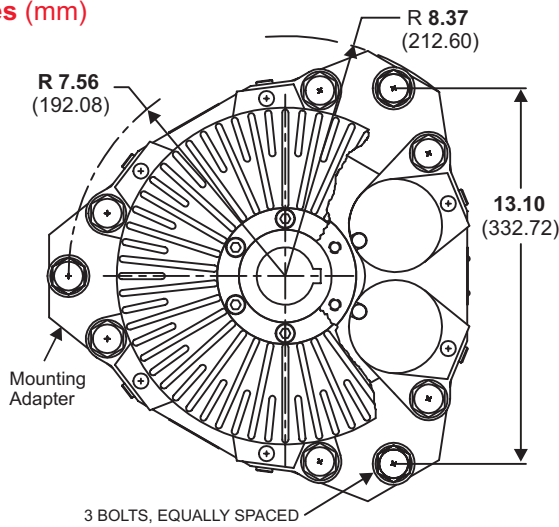
110 SERIES DIMENSIONS (Model 116 shown)

inches (mm)



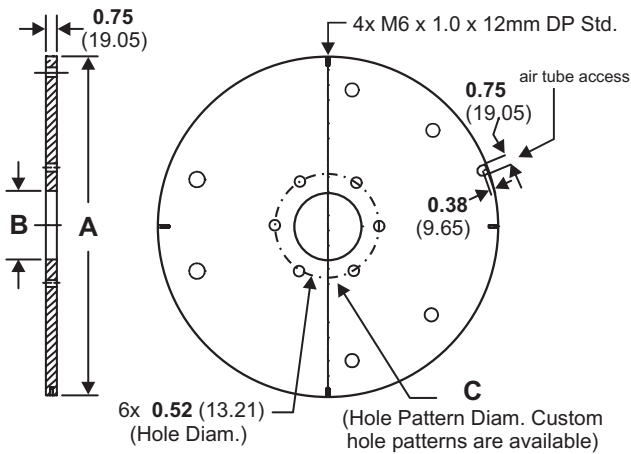
110 SERIES WITH MOUNTING ADAPTERS (Option - Model 116 shown)

inches (mm)



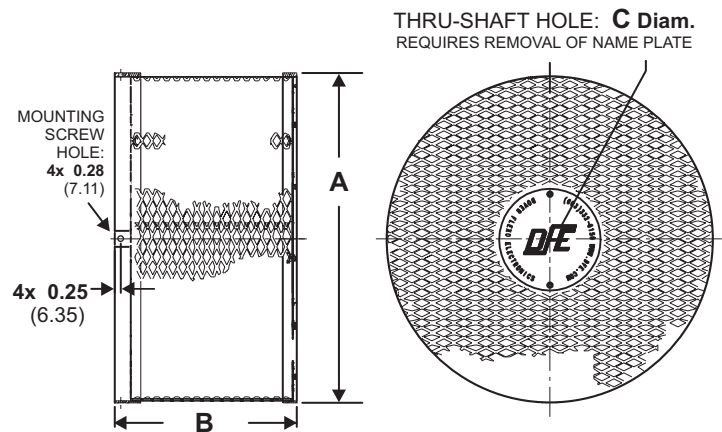
MOUNTING PLATE DIMENSIONS

inches (mm)



BRAKE GUARD DIMENSIONS

inches (mm)



MOUNTING PLATE DIMS. (110 Series)		A	B	C
Models 111-116	in	16.25	3.00	4.25
	mm	412.75	76.20	107.95
Models 115-116 with adapters	in	17.75	4.50	6.375
	mm	450.85	114.30	161.93

BRAKE GUARD DIMS. (110 Series)		A	B	C
Models 111-116	in	16.60	9.13	2.63
	mm	421.64	231.90	66.68
Models 115-116 with adapters	in	18.10	9.88	2.88
	mm	459.74	250.95	73.15