

90 SERIES

The **90 Series Dual Disk Brake**, named for its **nine inch** diameter disks, offers high performance in a **torque range from 14 lb-inches up to 3,000 lb-inches**.

The 90 Series Brake delivers the precise torque range needed for a particular application by allocating actuation of just the number of cylinders needed, from **one up to four**.



OPTIONS

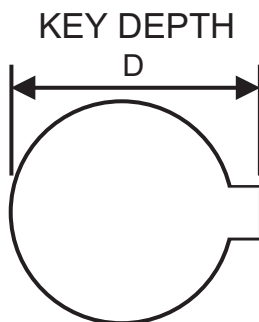
- **Metric Mounting Bolt (MMB)**. Metric mounting bolts for the actuators.
- **Non-Standard Key (NSK)**. For shafts having a different sized key other than the standardized ones usually used.
- **Reduced Area Piston (RA)**. Reduces torque produced to 31% of normal.

ACCESSORIES

- **Mounting Plate** - Flat plate for mounting the brake and guard if used.
- **Guard** - Safety device to prevent people or objects from touching brake when in motion or hot.
- **Guard Blocks** - Allows installation of guard without mounting plate.
- **Valve Assembly** - Controls air supply for actuators.

SPECIFICATIONS:

Disk/Hub Inertia	7.9 Slug-in ²
Max. Torque	3,000 in-lbs.
Disk/Hub Weight	28.4 lbs.
Max. Ship Wt.	45 lbs.
Min Shaft Length	7.1 in.

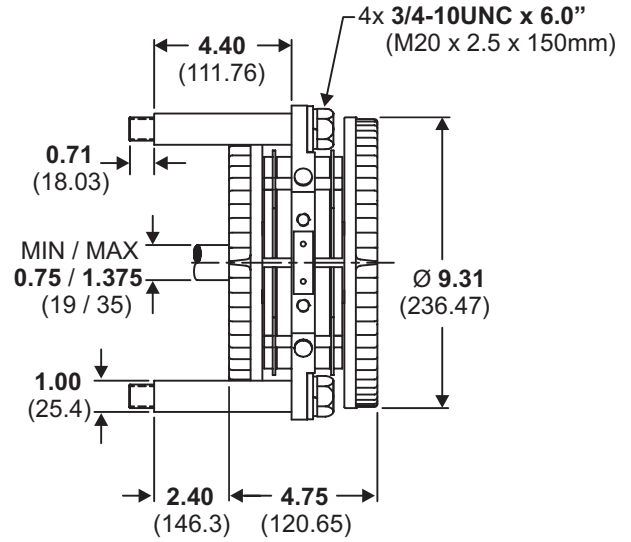
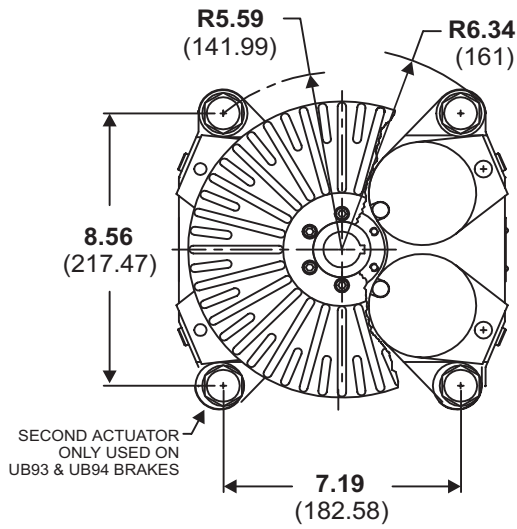


TORQUE CAPACITY, LB-IN (N-M)				
Torque Capacity at 75psi (5.17 bar)				
BRAKE SIZE		PAD COEFFICIENT OF FRICTION		
SERIES	# OF CYLINDERS	0.10 (#1) LB-IN (N-M)	0.20 (#2) LB-IN (N-M)	0.45 (#4) LB-IN (N-M)
90	1	170 (19)	340 (38)	750 (85)
	2	330 (37)	670 (76)	1500 (169)
	3	500 (56)	1000 (113)	2250 (254)
	4	660 (74)	1340 (151)	3000 (339)

STANDARD HUB BORE AND KEY DIMENSIONS						
	ENGLISH			METRIC		
	BORE	KEY	DEPTH (D)	BORE	KEY	DEPTH (D)
90	0.750	3/16	0.837	19	6	21.8
	0.813	3/16	0.900	20	6	22.8
	0.875	3/16	0.964	23	8	26.3
S	0.938	1/4	1.051	25	8	28.3
	1.000	1/4	1.114	28	8	31.3
	1.063	1/4	1.178	30	8	33.3
E	1.125	1/4	1.241	32	10	35.3
	1.188	1/4	1.304	35	10	38.3
	1.250	1/4	1.367			
1.313	5/16	1.455				
1.375	5/16	1.518				

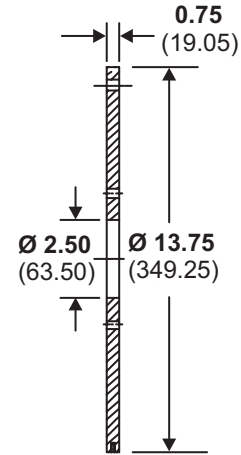
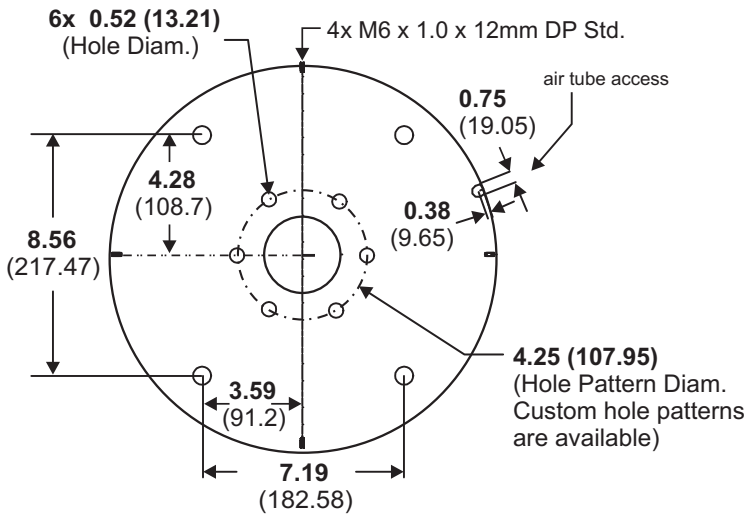
90 SERIES DIMENSIONS (Model 94 shown)

inches (mm)



MOUNTING PLATE DIMENSIONS (Accessory)

inches (mm)



BRAKE GUARD DIMENSIONS (Accessory)

inches (mm)

THRU-SHAFT HOLE **1.50 (38.10)** Diam.
 REQUIRES REMOVAL OF NAME PLATE

