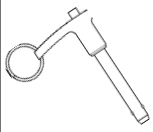
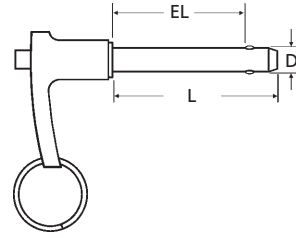


SELF-LOCKING PINS

785-392-3017 FAX 785.392.2845

REVISED 06-04
www.huyett.com

PRECISION GROUND



L-HANDLE

MANUFACTURER CROSS-REFERENCE

Carr Lane	BLPL	Reid Tool	BLL
Avibank	BLLA	Lockwell	LGL

PLL	Nominal Diameter (D)	Effective Length (EL)	Overall Length (L)	WEIGHT	MATERIAL		
	DIAMETER	LENGTH		Lbs. per 100 pieces	Alloy Steel "PLL-"	17-4 Stainless "PLLS-"	300 Stainless "PLLS3-"
-0187-0500	3/16	1/2	.760	8.28			
-0187-1000		1	1.260	8.75			
-0187-1500		1-1/2	1.760	9.22			
-0187-2000		2	2.260	9.69			
-0187-3000		3	3.260	10.63			
-0250-0500	1/4	1/2	.790	11.72			
-0250-1000		1	1.290	12.50			
-0250-1500		1-1/2	1.790	13.28			
-0250-2000		2	2.290	14.06			
-0250-2500		2-1/2	2.790	14.84			
-0250-3000		3	3.290	15.63			
-0250-3500	5/16	3-1/2	3.790	16.41			
-0250-4000		4	4.290	17.19			
-0312-0500	3/8	1/2	.830	13.75			
-0312-1000		1	1.330	15.00			
-0312-1500		1-1/2	1.830	16.25			
-0312-2000		2	2.330	17.50			
-0312-2500		2-1/2	2.830	18.75			
-0312-3000		3	3.330	20.00			
-0312-3500		3-1/2	3.830	21.25			
-0312-4000	4	4.330	22.50				
-0312-4500	3/8	4-1/2	4.830	23.75			
-0312-5000		5	5.330	25.00			
-0312-6000		6	6.330	27.50			
-0375-0500	3/8	1/2	.865	16.56			
-0375-1000		1	1.365	18.13			
-0375-1250		1-1/4	1.615	18.91			
-0375-1500		1-1/2	1.865	19.69			
-0375-1750		1-3/4	2.115	20.47			
-0375-2000		2	2.365	21.25			
-0375-2250	2-1/4	2.615	22.03				

DESCRIPTION	GENERAL USE	HOW TO IDENTIFY	APPLICATION
<p>Same design and features as T-handle. L-handle allows use in recesses or against barriers.</p> <p>L - HANDLE</p>	<p>UNCOMMON</p>	<ol style="list-style-type: none"> Verify L-shaped handle. Measure diameter (D). Measure effective length (EL). Find the part in the chart above. <p>TYPICAL PART NUMBER SEQUENCE: PLL-0750-2000 is a 3/4" x 2" alloy L-handle pin.</p>	<p>As a secure, quick release linking mechanism.</p>

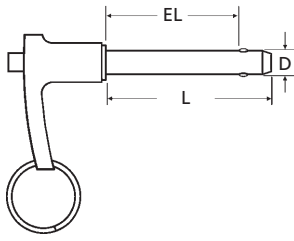
PERFORMANCE RESULTS VARY. YOUR PIN SELECTION SHOULD BE MADE BASED ON INDIVIDUAL APPLICATION.

← T-HANDLE PINS LISTED ON PAGE 46-47.

SEE ADVISORY ON PAGE 51.

MOST SIZES AVAILABLE IMMEDIATELY • \$2 LINE REQUESTED • CALL PLANT FOR QUANTITY DISCOUNTS

AVAILABLE IN THREE GRADES



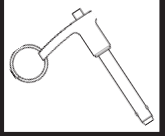
BOX 232 • MINNEAPOLIS, KS • 67467



L-HANDLE

MANUFACTURER CROSS-REFERENCE

Carr Lane	BLPL	Reid Tool	BLL
Avibank	BLLA	Lockwell	LGL



PLL	Nominal Diameter (D)	Effective Length (EL)	Overall Length (L)	WEIGHT	MATERIAL			
	DIAMETER	LENGTH		Lbs. per 100 pieces	Alloy Steel "PLL-"	17-4 Stainless "PLLS-"	300 Stainless "PLLS3-"	
-0375-2500	3/8	.3720 / .3735	2-1/2	2.865	22.81			
-0375-3000			3	3.365	24.38			
-0375-3500			3-1/2	3.865	25.94			
-0375-4000			4	4.365	27.50			
-0375-4500			4-1/2	4.865	29.06			
-0375-5000			5	5.365	30.63			
-0375-5500			5-1/2	5.865	32.19			
-0375-6000	6	6.365	33.75					
-0500-1000	1/2	.4970 / .4985	1	1.460	26.25			
-0500-1250			1-1/4	1.710	27.50			
-0500-1500			1-1/2	1.960	28.75			
-0500-1750			1-3/4	2.210	30.00			
-0500-2000			2	2.460	31.25			
-0500-2500			2-1/2	2.960	33.75			
-0500-3000			3	3.460	36.25			
-0500-3500			3-1/2	3.960	38.75			
-0500-4000			4	4.460	41.25			
0500-4500			4-1/2	4.960	43.75			
-0500-5000			5	5.460	46.25			
-0500-5500			5-1/2	5.960	48.75			
-0500-6000			6	6.460	51.25			
-0625-1500			5/8	.6220 / .6235	1-1/2	2.080	37.66	
-0625-2000	2	2.580			41.88			
-0625-2500	2-1/2	3.080			46.09			
-0625-3000	3	3.580			50.31			
-0625-3500	3-1/2	4.080			54.53			
-0625-4000	4	4.580			58.75			
-0625-4500	4-1/2	5.080			62.97			
-0625-5000	5	5.580			67.19			
-0750-2000	3/4	.7470 / .7485	2	2.670	55.31			
-0750-2500			2-1/2	3.170	62.50			
-0750-3000			3	3.670	69.69			
-0750-3500			3-1/2	4.170	76.88			
-0750-4000			4	4.670	84.06			
-0750-5000	5	5.670	98.44					

DESCRIPTION	GENERAL USE	HOW TO IDENTIFY	APPLICATION
<p>PLL</p> <p>Same design and features as T-handle. L-handle allows use in recesses or against barriers.</p> <p>L-HANDLE</p>	<p>UNCOMMON</p>	<ol style="list-style-type: none"> 1. Verify L-shaped handle. 2. Measure diameter (D). 3. Measure effective length (EL). 4. Find the part in the chart above. <p>TYPICAL PART NUMBER SEQUENCE: PLL-0500-2000 is a 1/2" x 2" alloy L-handle pin.</p>	<p>Works well in applications where space is limited.</p>

PERFORMANCE RESULTS VARY. YOUR PIN SELECTION SHOULD BE MADE BASED ON INDIVIDUAL APPLICATION.



MOST SIZES AVAILABLE IMMEDIATELY • \$2 LINE REQUESTED • CALL PLANT FOR QUANTITY DISCOUNTS

All manufacturer names and numbers are for identification purposes only. In no way are we implying that our parts were made by the manufacturers listed above. Prices, materials, tolerances, and grades subject to change without notice.