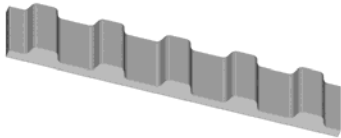


# Neoprene Timing Belts



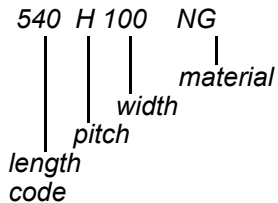
253 Castleberry Industrial Dr  
 Cumming, GA 30040  
 800-235-0947 / 770-887-9725  
 Fax: 770-887-4138  
[www.beltcorp.com](http://www.beltcorp.com)



### Standard widths:

Width	Code
.750"	075
1.00"	100
1.50"	150
2.00"	200
3.00"	300

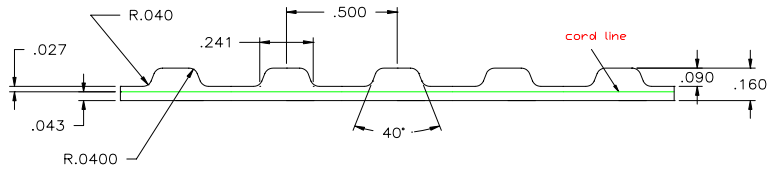
### To order:



Non-standard widths  
 available on request

Consult our sales department  
 for availability

## H (.500" Pitch) Neoprene with Fiberglass cord



### Dimensions in inches

Size	# Teeth	Length	Size	# Teeth	Length	Size	# Teeth	Length
145H	29	14.50"	480H	96	48.00"	900H	180	90.00"
185H	37	18.50	485H	97	48.50	930H	186	93.00
200H	40	20.00	490H	98	49.00	950H	190	95.00
205H	41	20.50	495H	99	49.50	960H	192	96.00
210H	42	21.00	500H	100	50.00	980H	196	98.00
220H	44	22.00	510H	102	51.00	985H	197	98.50
225H	45	22.50	515H	103	51.50	1000H	200	100.00
230H	46	23.00	520H	104	52.00	1020H	204	102.00
240H	48	24.00	525H	105	52.50	1040H	208	104.00
245H	49	24.50	530H	106	53.00	1050H	210	105.00
250H	50	25.00	540H	108	54.00	1085H	217	108.50
255H	51	25.50	555H	111	55.50	1100H	220	110.00
270H	54	27.00	560H	112	56.00	1120H	224	112.00
280H	56	28.00	565H	113	56.50	1130H	226	113.00
285H	57	28.50	570H	114	57.00	1140H	228	114.00
290H	58	29.00	580H	116	58.00	1150H	230	115.00
300H	60	30.00	585H	117	58.50	1170H	234	117.00
305H	61	30.50	590H	118	59.00	1175H	235	117.50
310H	62	31.00	600H	120	60.00	1180H	236	118.00
315H	63	31.50	605H	121	60.50	1200H	240	120.00
320H	64	32.00	615H	123	61.50	1250H	250	125.00
325H	65	32.50	630H	126	63.00	1260H	252	126.00
330H	66	33.00	640H	128	64.00	1270H	254	127.00
335H	67	33.50	645H	129	64.50	1320H	264	132.00
340H	68	34.00	655H	131	65.50	1325H	265	132.50
345H	69	34.50	660H	132	66.00	1350H	270	135.00
350H	70	35.00	670H	134	67.00	1400H	280	140.00
355H	71	35.50	680H	136	68.00	1440H	288	144.00
360H	72	36.00	700H	140	70.00	1450H	290	145.00
365H	73	36.50	710H	142	71.00	1460H	292	146.00
370H	74	37.00	720H	144	72.00	1510H	302	151.00
375H	75	37.50	725H	145	72.50	1535H	307	153.50
380H	76	38.00	730H	146	73.00	1550H	310	155.00
390H	78	39.00	740H	148	74.00	1560H	312	156.00
395H	79	39.50	750H	150	75.00	1600H	320	160.00
400H	80	40.00	760H	152	76.00	1630H	326	163.00
405H	81	40.50	770H	154	77.00	1645H	329	164.50
410H	82	41.00	775H	155	77.50	1660H	332	166.00
415H	83	41.50	780H	156	78.00	1680H	336	168.00
420H	84	42.00	785H	157	78.50	1700H	340	170.00
430H	86	43.00	800H	160	80.00	1855H	371	185.50
440H	88	44.00	810H	162	81.00	2010H	402	201.00
445H	89	44.50	820H	164	82.00	2100H	420	210.00
450H	90	45.00	840H	168	84.00	2120H	424	212.00
455H	91	45.50	850H	170	85.00	2200H	440	220.00
460H	92	46.00	860H	172	86.00	2330H	466	233.00
465H	93	46.50	880H	176	88.00	2360H	472	236.00
470H	94	47.00	885H	177	88.50	2500H	500	250.00