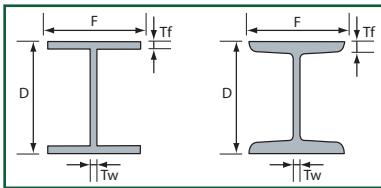




STAINLESS STEEL S/I BEAMS

Penn Stainless Products supplies stainless beams in 304/304L and 316/316L. Stainless beams are primarily rolled or extruded up to 6" height x 3.332" flange with web thickness up to .232". See our catalog for full product details. Larger beams in excess of 6" can be manufactured utilizing laser fusion technology, which also enables engineers and metal buyers to mix thickness or even material grades. Laser fused beams can also be supplied in Duplex 2205 and lean Duplex 2101. All beams can be cut to size. Stainless beams can be supplied with a polished finish.

STAINLESS STEEL S/I BEAMS



20-22 Ft. R/L
 Specs: QQS-ASTM-ASME-AMS
 In grades 304, 304L, 316, 316L
 Annealed and Pickled

Dimensions	D	F	Tw	Tf	Est Wt	Production Technology
S 3 x 5.70	3.00	2.330	0.170	0.260	5.70	hot rolled – tapered
S 3 x 7.50	3.00	2.509	0.349	0.260	7.50	hot rolled – tapered
S 4 x 7.70	4.00	2.663	0.193	0.293	7.70	hot rolled – tapered
S 4 x 9.50	4.00	2.796	0.326	0.293	9.50	hot rolled – tapered
S 5 x 10.0	5.00	3.004	0.214	0.326	10.00	hot rolled – tapered
S 5 x 14.75	5.00	3.284	0.494	0.326	14.75	hot rolled – tapered
S 6 x 12.5	6.00	3.332	0.232	0.359	12.50	hot rolled – tapered
S 6 x 17.3	6.00	3.565	0.465	0.359	17.30	laser fused – non-tapered
S 7 x 15.3	7.00	3.662	0.252	0.392	15.30	laser fused – non-tapered
S 7 x 20.0	7.00	3.860	0.450	0.392	20.00	laser fused – non-tapered
S 8 x 18.4	8.00	4.001	0.271	0.425	18.40	laser fused – non-tapered
S 8 x 23.0	8.00	4.171	0.441	0.425	23.00	laser fused – non-tapered
S 10 x 25.4	10.00	4.661	0.311	0.491	25.40	laser fused – non-tapered
S 10 x 35.0	10.00	4.944	0.594	0.491	35.00	laser fused – non-tapered
S 12 x 31.8	12.00	5.000	0.350	0.544	31.80	laser fused – non-tapered
S 12 x 35.0	12.00	5.078	0.428	0.544	35.00	laser fused – non-tapered
S 12 x 40.8	12.00	5.252	0.472	0.659	40.80	laser fused – non-tapered
S 12 x 50.0	12.00	5.477	0.687	0.659	50.00	laser fused – non-tapered
S 15 x 42.9	15.00	5.501	0.411	0.622	42.90	laser fused – non-tapered
S 15 x 50.0	15.00	5.640	0.550	0.622	50.00	laser fused – non-tapered

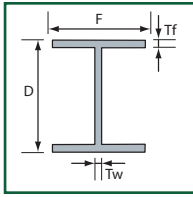
*Estimated weight in pounds per foot.

MISCELLANEOUS BEAMS

Dimensions	D	F	Tw	Tf	Est Wt	Production Technology
6 x 4 x 1/4	6	4	0.25	0.375	14.8	laser fused – non-tapered
6 x 6 x 1/4	6	6	0.25	0.375	19.9	laser fused – non-tapered
8 x 4 x 1/4	8	4	0.25	0.25	13.3	laser fused – non-tapered
8 x 4 x 3/4	8	4	0.375	0.375	19.6	laser fused – non-tapered

*Estimated weight in pounds per foot.

STAINLESS STEEL W/I BEAMS – WIDE FLANGE



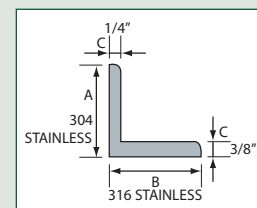
20-22 Ft. R/L
 Specs: QQS-ASTM-ASME-AMS
 In grades 304, 304L, 316, 316L
 Annealed and Pickled

Dimensions	D	F	Tw	Tf	Est Wt*	Production Technology
W4 x 13.0	4.16	4.060	0.280	0.345	13.0	laser fused – non-tapered
W5 x 16.0	5.01	5.000	0.240	0.360	16.0	laser fused – non-tapered
W5 x 18.9	5.00	5.003	0.316	0.416	18.9	laser fused – non-tapered
W5 x 19.0	5.15	5.030	0.270	0.430	19.0	laser fused – non-tapered
W6 x 9.0	5.90	3.940	0.170	0.215	9.0	laser fused – non-tapered
W6 x 12.0	6.03	4.000	0.230	0.280	12.0	laser fused – non-tapered
W6 x 15.0	5.99	5.990	0.230	0.260	15.0	laser fused – non-tapered
W6 x 16.0	6.28	4.030	0.260	0.405	16.0	laser fused – non-tapered
W6 x 20.0	6.20	6.020	0.260	0.365	20.0	laser fused – non-tapered
W6 x 25.0	6.38	6.080	0.320	0.455	25.0	laser fused – non-tapered
W8 x 10.0	7.89	3.940	0.170	0.205	10.0	laser fused – non-tapered
W8 x 13.0	7.99	4.000	0.230	0.255	13.0	laser fused – non-tapered
W8 x 15.0	8.11	4.015	0.245	0.315	15.0	laser fused – non-tapered
W8 x 18.0	8.14	5.250	0.230	0.330	18.0	laser fused – non-tapered
W8 x 21.0	8.28	5.270	0.250	0.400	21.0	laser fused – non-tapered
W8 x 24.0	7.93	6.495	0.245	0.400	24.0	laser fused – non-tapered
W8 x 28.0	8.06	6.535	0.285	0.465	28.0	laser fused – non-tapered
W8 x 31.0	8.00	7.995	0.285	0.435	31.0	laser fused – non-tapered
W8 x 35.0	8.12	8.020	0.310	0.495	35.0	laser fused – non-tapered
W8 x 40.0	8.25	8.070	0.360	0.560	40.0	laser fused – non-tapered
W8 x 48.0	8.50	8.110	0.400	0.685	48.0	laser fused – non-tapered
W8 x 58.0	8.75	8.220	0.510	0.810	58.0	laser fused – non-tapered
W8 x 67.0	9.00	8.280	0.570	0.935	67.0	laser fused – non-tapered
W10 x 12.0	9.87	3.960	0.190	0.210	12.0	laser fused – non-tapered
W10 x 15.0	9.99	4.000	0.230	0.270	15.0	laser fused – non-tapered
W10 x 17.0	10.11	4.010	0.240	0.330	17.0	laser fused – non-tapered
W10 x 19.0	10.24	4.020	0.250	0.395	19.0	laser fused – non-tapered
W10 x 22.0	10.17	5.750	0.240	0.360	22.0	laser fused – non-tapered
W10 x 26.0	10.33	5.770	0.260	0.440	26.0	laser fused – non-tapered
W10 x 30.0	10.47	5.810	0.300	0.510	30.0	laser fused – non-tapered
W10 x 33.0	9.73	7.960	0.290	0.435	33.0	laser fused – non-tapered
W10 x 39.0	9.92	7.985	0.315	0.530	39.0	laser fused – non-tapered
W10 x 45.0	10.10	8.020	0.350	0.620	45.0	laser fused – non-tapered
W10 x 49.0	9.98	10.000	0.340	0.560	49.0	laser fused – non-tapered
W10 x 54.0	10.09	10.030	0.370	0.615	54.0	laser fused – non-tapered
W10 x 60.0	10.22	10.080	0.420	0.680	60.0	laser fused – non-tapered
W10 x 68.0	10.40	10.130	0.470	0.770	68.0	laser fused – non-tapered
W10 x 77.0	10.60	10.190	0.530	0.870	77.0	laser fused – non-tapered
W10 x 88.0	10.84	10.265	0.605	0.990	88.0	laser fused – non-tapered

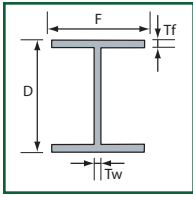
*Estimated weight in pounds per foot.

CUSTOM FABRICATION SERVICES

- Angles exceeding 24" in size with thickness over 1" can be manufactured.
- Dimension C on the A dimension leg can be thicker than the C dimension on leg B.
- Mix material grades to reduce costs. Leg A can be 316/316L and leg B can be 304/304L.
- Send us your drawing and Penn Stainless can quote to your exact requirement.



STAINLESS STEEL W/I BEAMS – WIDE FLANGE



20-22 Ft. R/L
 Specs: QQS-ASTM-ASME-AMS
 In grades 304, 304L, 316, 316L
 Annealed and Pickled

Dimensions	D	F	Tw	Tf	Est Wt*	Production Technology
W12 x 14.0	11.91	3.970	0.200	0.225	14.0	laser fused – non-tapered
W12 x 16.0	11.99	3.990	0.220	0.265	16.0	laser fused – non-tapered
W12 x 19.0	12.16	4.005	0.235	0.350	19.0	laser fused – non-tapered
W12 x 22.0	12.31	4.030	0.260	0.425	22.0	laser fused – non-tapered
W12 x 26.0	12.22	6.490	0.230	0.380	26.0	laser fused – non-tapered
W12 x 30.0	12.34	6.520	0.260	0.440	30.0	laser fused – non-tapered
W12 x 35.0	12.50	6.560	0.300	0.520	35.0	laser fused – non-tapered
W12 x 40.0	11.94	8.050	0.295	0.515	40.0	laser fused – non-tapered
W12 x 45.0	12.06	8.045	0.335	0.575	45.0	laser fused – non-tapered
W12 x 50.0	12.19	8.080	0.370	0.640	50.0	laser fused – non-tapered
W12 x 53.0	12.06	9.995	0.345	0.575	53.0	laser fused – non-tapered
W12 x 58.0	12.19	10.010	0.360	0.640	58.0	laser fused – non-tapered
W12 x 65.0	12.12	12.000	0.390	0.605	65.0	laser fused – non-tapered
W12 x 72.0	12.25	12.040	0.430	0.670	72.0	laser fused – non-tapered
W12 x 79.0	12.38	12.080	0.470	0.735	79.0	laser fused – non-tapered
W12 x 87.0	12.53	12.125	0.515	0.810	87.0	laser fused – non-tapered
W12 x 96.0	12.71	12.160	0.550	0.900	96.0	laser fused – non-tapered
W12 x 106.0	12.89	12.400	0.610	0.990	106.0	laser fused – non-tapered
W14 x 22.0	13.74	5.000	0.230	0.335	22.0	laser fused – non-tapered
W14 x 26.0	13.91	5.025	0.255	0.420	26.0	laser fused – non-tapered
W14 x 30.0	13.84	6.730	0.270	0.385	30.0	laser fused – non-tapered
W14 x 34.0	13.98	6.745	0.285	0.455	34.0	laser fused – non-tapered
W14 x 38.0	14.10	6.770	0.310	0.515	38.0	laser fused – non-tapered
W14 x 43.0	13.66	7.995	0.305	0.530	43.0	laser fused – non-tapered
W14 x 48.0	13.79	8.030	0.340	0.595	48.0	laser fused – non-tapered
W14 x 53.0	13.92	8.060	0.370	0.660	53.0	laser fused – non-tapered
W14 x 61.0	13.89	9.995	0.375	0.645	61.0	laser fused – non-tapered
W14 x 68.0	14.04	10.035	0.415	0.720	68.0	laser fused – non-tapered
W14 x 74.0	14.17	10.070	0.450	0.785	74.0	laser fused – non-tapered
W14 x 82.0	14.31	10.130	0.510	0.855	82.0	laser fused – non-tapered
W14 x 90.0	14.02	14.520	0.440	0.710	90.0	laser fused – non-tapered
W14 x 99.0	14.16	14.565	0.485	0.780	99.0	laser fused – non-tapered
W14 x 109.0	14.32	14.605	0.525	0.860	109.0	laser fused – non-tapered
W14 x 120.0	14.48	14.670	0.590	0.940	120.0	laser fused – non-tapered
W16 x 26.0	15.69	5.500	0.250	0.345	26.0	laser fused – non-tapered
W16 x 31.0	15.88	5.525	0.275	0.440	31.0	laser fused – non-tapered
W16 x 36.0	15.86	6.985	0.295	0.430	36.0	laser fused – non-tapered
W16 x 40.0	16.01	6.995	0.305	0.505	40.0	laser fused – non-tapered

*Estimated weight in pounds per foot.

VALUE-ADDED SERVICES

*1 piece or 500 pieces,
Beams can be cut to your
exact requirements.*

*Beam polishing is available
upon request.*

*Full traceability with
original mill test reports
available.*

*Don't see a size or grade?
Special shapes and grades
can be provided. Contact a
sales associate for details.*

STAINLESS STEEL W/I BEAMS – WIDE FLANGE

Stainless Steel W / I Beams – Wide Flange (cont.)

Dimensions	D	F	Tw	Tf	Est Wt*	Production Technology
W16 x 45.0	16.13	7.035	0.345	0.565	45.0	laser fused – non-tapered
W16 x 50.0	16.26	7.070	0.380	0.630	50.0	laser fused – non-tapered
W16 x 57.0	16.43	7.120	0.430	0.715	57.0	laser fused – non-tapered
W16 x 67.0	16.33	10.235	0.395	0.665	67.0	laser fused – non-tapered
W16 x 77.0	16.52	10.295	0.455	0.760	77.0	laser fused – non-tapered
W16 x 89.0	16.75	10.365	0.525	0.875	89.0	laser fused – non-tapered
W16 x 100.0	16.97	10.425	0.585	0.985	100.0	laser fused – non-tapered
W18 x 35.0	17.70	6.000	0.300	0.425	35.0	laser fused – non-tapered
W18 x 40.0	17.90	6.015	0.315	0.525	40.0	laser fused – non-tapered
W18 x 46.0	18.06	6.060	0.360	0.605	46.0	laser fused – non-tapered
W18 x 50.0	17.99	7.495	0.355	0.570	50.0	laser fused – non-tapered
W18 x 55.0	18.11	7.530	0.390	0.630	55.0	laser fused – non-tapered
W18 x 60.0	18.24	7.555	0.415	0.695	60.0	laser fused – non-tapered
W18 x 65.0	18.35	7.590	0.450	0.750	65.0	laser fused – non-tapered
W18 x 71.0	18.47	7.635	0.495	0.810	71.0	laser fused – non-tapered
W18 x 76.0	18.21	11.035	0.425	0.680	76.0	laser fused – non-tapered
W18 x 86.0	18.39	11.090	0.480	0.770	86.0	laser fused – non-tapered
W18 x 97.0	18.59	11.145	0.535	0.870	97.0	laser fused – non-tapered
W18 x 106.0	18.73	11.200	0.590	0.940	106.0	laser fused – non-tapered
W21 x 44.0	20.66	6.500	0.350	0.450	44.0	laser fused – non-tapered
W21 x 50.0	20.83	6.530	0.380	0.535	50.0	laser fused – non-tapered
W21 x 57.0	21.06	6.555	0.405	0.650	57.0	laser fused – non-tapered
W21 x 62.0	20.99	8.240	0.400	0.615	62.0	laser fused – non-tapered
W21 x 68.0	21.13	8.270	0.430	0.685	68.0	laser fused – non-tapered
W21 x 73.0	21.24	8.295	0.455	0.740	73.0	laser fused – non-tapered
W21 x 83.0	21.43	8.335	0.515	0.835	83.0	laser fused – non-tapered
W21 x 93.0	21.62	8.420	0.580	0.930	93.0	laser fused – non-tapered
W21 x 101.0	21.36	12.290	0.500	0.800	101.0	laser fused – non-tapered
W21 x 111.0	21.51	12.340	0.550	0.875	111.0	laser fused – non-tapered
W21 x 122.0	21.68	12.390	0.600	0.960	122.0	laser fused – non-tapered
W24 x 55.0	23.57	7.000	0.395	0.505	55.0	laser fused – non-tapered
W24 x 62.0	23.74	7.040	0.430	0.590	62.0	laser fused – non-tapered
W24 x 68.0	23.73	8.965	0.415	0.585	68.0	laser fused – non-tapered
W24 x 76.0	23.92	8.990	0.440	0.680	76.0	laser fused – non-tapered
W24 x 84.0	24.10	9.020	0.470	0.770	84.0	laser fused – non-tapered
W24 x 94.0	24.31	9.065	0.515	0.875	94.0	laser fused – non-tapered
W24 x 104.0	24.06	12.750	0.500	0.750	104.0	laser fused – non-tapered
W24 x 117.0	24.26	12.800	0.550	0.850	117.0	laser fused – non-tapered
W24 x 131.0	24.48	12.855	0.605	0.960	131.0	laser fused – non-tapered

*Estimated weight in pounds per foot.



Penn Stainless Products, Inc • 190 Kelly Road • Quakertown, Pennsylvania 18951 USA
 Toll Free: 1-800-222-6144 • Phone: 215-536-3053 • Fax: 215-536-3255 • E-mail: sales@pennstainless.com

WWW.PENNSTAINLESS.COM